

**CARplay**  
Carplay & Android Auto

## DESCRIPTION


### General

Upgrade your **BMW or Mini** with CARPLAY & ANDROID Auto to your existing system. You can run apps from your iPhone Via CarPlay & Android Auto without touching your iPhone. You can control this Carplay kit via the **iDrive controller** and via voice control (Siri).

### Example video

#### Features

- Control via iDrive controller
- Control via voice (Siri & Google Assistant)
- Run navigation apps like; Google maps, TomTom & Waze
- Play music apps like; Spotify, Podcast, Music
- Making phone calls and listening to your messengers
- Rear camera input
- Front camera input
- AV input
- Original button support
- Picture while driving
- 2 Year warranty & Support



## EXCLUSIVE CARPLAY & ANDROID AUTO FEATURES

### Navigation with Apple Maps / Waze GPS app

Free turn-by-turn navigation with lane guidance, live traffic conditions, points of interest, and more

### Hands-free phone and messaging

Make calls and send messages without taking your hands off the wheel, via Phone and iMessage

### Info and assistance

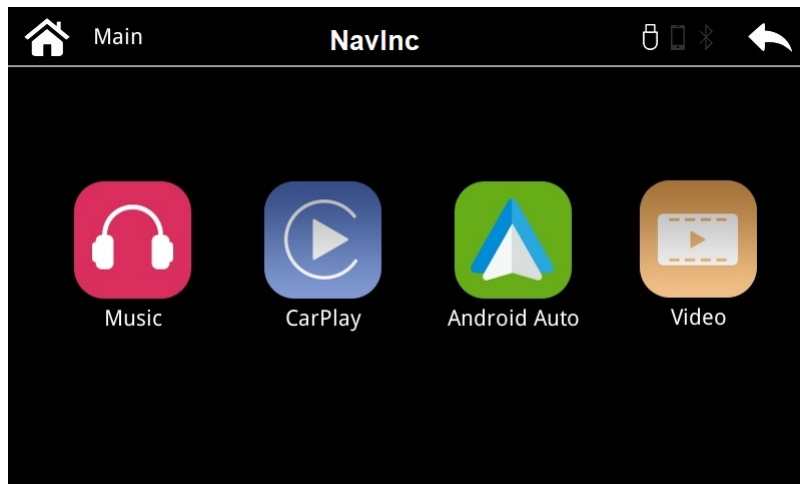
Get weather, traffic, commute information and more organized into simple cards

## Bring your music

Listen to your music and playlists in the car with your built-in stereo system

## Wireless CARplay (optional)

Wireless CARplay as option available.

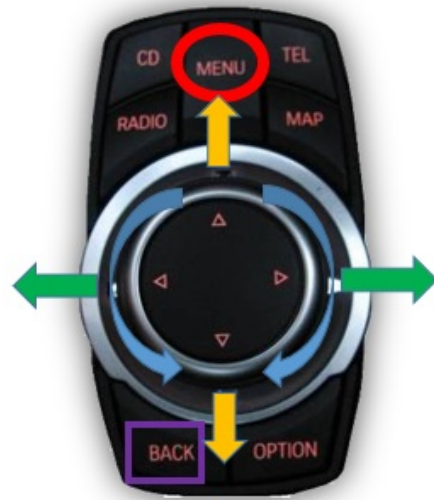


## EXCLUSIVE INTERFACE FEATURES

---

### iDrive Control

Long press the iDrive "MENU" button to switch to access the Carplay menu.  
With the iDrive controller you can select the app or activate Siri.



↔: Short press - Previous track / Next track

↻: wheel spin: moving left and right

↑↓: Short press- Moving left / right

↓: Long press- moving to the bottom menu

○ Menu button: Select

□ Back button: moving to the bottom menu

### Steering wheel Control

Long press the "VOICE" button on the steering wheel to access the Carplay menu and use the Volume buttons to set the volume.



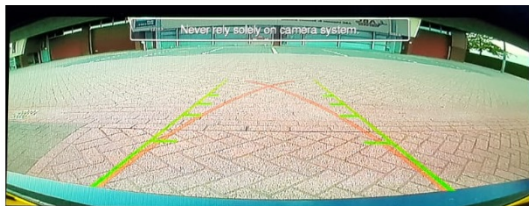
### Siri Voice Control

After switch to Carplay menu, we can use Siri voice control to make call, listen to music and voice message, navigation, reply message, etc.

### Rear camera input

The interface support original and aftermarket rear camera input. Including original parking sensor information display, split screen and full screen mode.

Full screen




Split screen



### Intelligent Park Assist System (IPAS)

The interface has a build in Intelligent parking guideline function for the aftermarket camera.



### AV input

The interface support original and aftermarket rear camera input. Including original parking sensor information display, split screen and full screen mode.

### Front camera input

Front camera input which will be selected after leaving the reverse gear.

Via the OSD menu you can select show time:

- 3 sec
- 5 sec
- 10 sec
- 15 sec

### NOTES

---

- It is essential to have an Aux-in
- We recommend that the installation will be performed by a qualified specialist
- Check the other tabs for "Compatibility" - "Package contents" - "Product specifications"

### DISCLAIMER

---

Apple, iPod, iPhone, iTunes, CarPlay and the CarPlay logo are registered trademarks of Apple Inc., registered in the U.S. and other countries. Android, Android Auto, Google Maps, Waze and Talk to Google are registered trademarks of Google Inc. The Bluetooth® word mark and logos are registered trademarks owned by the Bluetooth SIG, Inc.

## COMPATIBILITY

### CAR

This kit is compatible with the following models:

#### BMW

1 serie (E81/E82/E87/E88)	2009-2011	iDrive CIC Professional (8.8" & 10.25")
3 serie (E90/E91/E92/E93)	2009-2011	iDrive CIC Professional (8.8" & 10.25")
5 serie (E60/E61)	2009-2010	iDrive CIC Professional (8.8" & 10.25")
5 serie (F10/F11)	2009-2012	iDrive CIC Professional (8.8" & 10.25")
5 serie GT (F07)	2009-2012	iDrive CIC Professional (8.8" & 10.25")
6 serie (E63)	2009-2011	iDrive CIC Professional (8.8" & 10.25")
6 serie (F12/F13/F14)	2011-2012	iDrive CIC Professional (8.8" & 10.25")
7-serie (F01/F02)	2009-2012	iDrive CIC Professional (8.8" & 10.25")
X1 serie (E84)	2009-2014	iDrive CIC Professional (8.8" & 10.25")
X3-serie (F25)	2010-2012	iDrive CIC Professional (8.8" & 10.25")
X5 serie (E70)	2009-2013	iDrive CIC Professional (8.8" & 10.25")
X6 serie (E71)	2009-2015	iDrive CIC Professional (8.8" & 10.25")
Z4 serie (E89)	2009-20..	iDrive CIC Professional (8.8" & 10.25")

#### MINI

Cabrio (R57)	2009-2016	iDrive CIC Professional (8.8")
Clubman (R55)	2010-2015	iDrive CIC Professional (8.8")
Countryman (R60)	2010-2014	iDrive CIC Professional (8.8")
Coupe	2011-2015	iDrive CIC Professional (8.8")
One	2011-2014	iDrive CIC Professional (8.8")
Paceman	2013-2014	iDrive CIC Professional (8.8")
Roadster	2012-2015	iDrive CIC Professional (8.8")

#### Rolce Royce

Ghost	2010-2013	iDrive CIC Professional (8.8" & 10.25")
Phantom	2010-2013	iDrive CIC Professional (8.8" & 10.25")
Phantom Coupe	2010-2013	iDrive CIC Professional (8.8" & 10.25")
Phantom Drophead	2009-2013	iDrive CIC Professional (8.8" & 10.25")

## REQUIREMENT

<b>AUDIO OUTPUT</b>	The interface inserts ONLY video signals into the infotainment. It is essential to have an Aux-in, when using audio from the CARplay box
<b>VIDEO OUTPUT</b>	Video goes via LVDS
<b>CONTROL</b>	You can control CARplay & Android AUTO via iDrive controller
<b>SCREEN</b>	Compatible with 6.5", 8.8" & 10.2"
<b>OPEN HU</b>	Do not need to open the monitor
<b>FRONT CAMERA</b>	The front camera input will automatically switch after leaving the reverse gear. You can set the display time in seconds via the OSD menu (1-15 sec). It is also possible to select the FRONT camera input manually
<b>OEM REAR CAMERA</b>	The interface does switch back automatically to the OEM rear camera input when the reverse gear is engaged.
<b>GUIDELINES</b>	Static lines are available via the interface OSD menu
<b>iPAS</b>	iPAS option is available (moveable grid lines)
<b>PIP</b>	PiP option (split screen) is available (Picture in Picture)
<b>REAR SELECT CAMERA INPUT</b>	Interface will respond on CAN for cars with auto gearbox. When manual gear box please use the rear detection wire.
<b>INSTALLATION</b>	We recommend that the installation will be performed by a qualified specialist

## MEDIA PLAYER

---

Media player support the following files:

MUSIC	MP3
VIDEO	MP4

## MEDIA PLAYER

---

Media player support the following files:

MUSIC	MP3
VIDEO	MP4

## ANDROID AUTO

---

Your Phone must be compatible with Android AUTO & Androi Auto app must be available in your county.

An Android phone running Android 5.0 (Lollipop) and up with a data plan. For best performance, we recommend Android 6.0 (Marshmallow) and up. You can check your phone's software version by looking at the About Device section under Settings

Please check the following link for more info about Android Auto:

[LINK](#)

Apps you can use with Android Auto:

[LINK](#)

If your country is not supported (app is not available in Google Playstore) please see the following link how to get the App:

[LINK](#)

## APPLE CARPLAY

---

Your Phone must be compatible with Apple Carplay.

Please check the following link for more info about Apple Carplay:

[LINK](#)