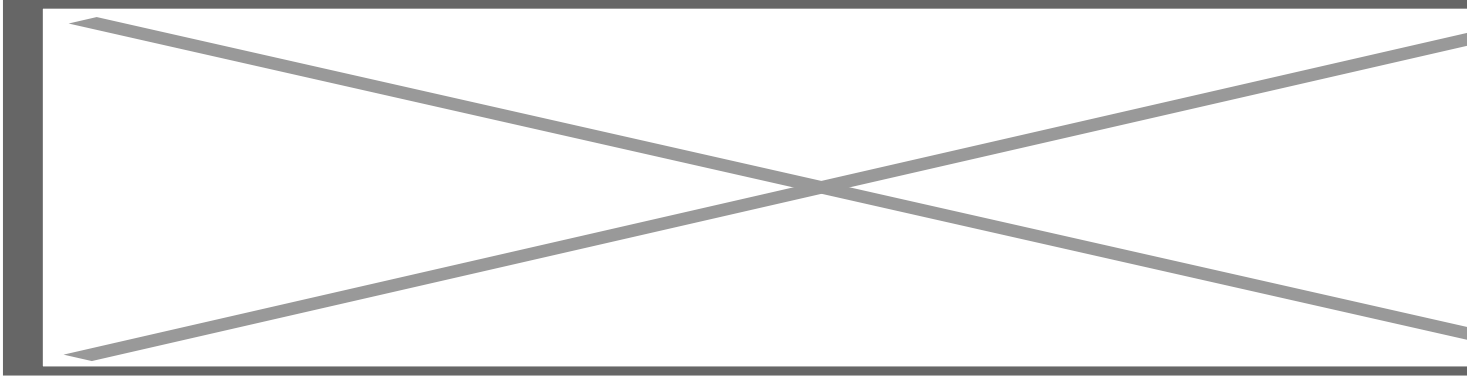


## Multimedia HDMI interface Porsche PCM4.1 & Bentley (12")

Art. Nr: IF-PO-P41PHV

---



### DESCRIPTION

---

#### General

The NavInc NAVconnect HDMI interfaces allow for connecting video sources to the original PCM4.1 navigation system of Porsche.

The interface is equipped with various options such as; 1\* HDMI input, RGB input, 2\* Audio/video input, 1\* Front camera input, 1\* Rear camera input

#### ***Example installation:***

#### Features

- RGB input (Connecting NAVplay system)
- High resolution display via HDMI input
- 2x Audio/Video input (connect audio/video sources like; TV / DVD / iPod)
- Rear camera input with iPAS (dynamic parking lines)
- Front camera input (with auto switch OFF)
- Video output (connect headrest screens)
- PAL / NTSC support
- Audio output (audio link to the original audio system)
- Image retention while driving
- Adjustable parking lines
- Control external devices (DVD/DTV) via Multi Media Touch GUI
- Mode switching via OEM button

- 5V output via USB

## **EXCLUSIVE CAR FEATURES**

---

### **Activation via OEM**

Activation NAVplay via original "NAV" button




### **Joystick control**

Control external device via the jog dial:


Channel UP

Channel DOWN



### **Touch screen control NAVplay system**

Control NAVplay Android system via original touch screen




## **CAMERA FEATURES**

---

## Picture in Picture (PiP)


Via the camera input of the interface an aftermarket camera system can be connected to the navigation system. The camera image will be displayed automatically on the screen when the car is put in the reverse gear. The camera input knows 2 views:

- 1: Camera with Picture in Picture of the Parking assist
- 2: Full camera view



## Parking guidelines


In the camera image on screen parking guidelines can be displayed. This makes it much easier to determine the distance to the object you are driving towards. The guidelines are adjustable horizontal as well as vertical so the lines can be adjusted to the car.



Ajustable guide lines

## Intelligent Park Assist System (IPAS)

The interface have also the Intelligent Park Assist System (iPAS). With this function the guidelines will respond on the steering wheel position. The guide lines are adjustable horizontal and vertical via the interface OSD menu.



## Front camera input

The front camera input will be activated after leaving the reverse gear.

The camera will switch OFF automatically after 10 km/h or when you press the NAVI button.

## **PACKAGE CONTENTS**

---

### **The following is provided in the set:**

- Specific video interface (IF-PO-P41PHV): 1x
- cable kit set: 1x

Power cable (HPOWER0213 K): 1x

CAN cable (HARETC0288): 1x

HSD kabel (male-male): 2x

AV (HAVCAB0056): 1x

Multi kabel (HARETC0240)

RGB in (HRGBCA0026): 1x

Mode button (HARETC0001): 1x

Remote (REMOTE0001): 1x

IR eye cable (HRCAB0002): 1x

- Installation- & user instructions
- Warranty

## **NOTES**

---

- Check at the tab “compatibility” on top of this page if your radio or navigation system is suitable for this product.
- It is essential to have an Aux-in
- We recommend that the installation will be performed by a qualified specialist
- No constant voltage needed (+30) therefore the interface is much more stable than version with +30 permanent power or separate CAN module.
- Video output does not support HDMI

## **PRODUCT SPECIFICATIONS**

---

**Voltage**

12V - 24 DC

<b>Voltage-operating capacity</b>	8 - 18V DC
<b>Standby current</b>	0 mA
<b>Operating current</b>	5 Watt max.
<b>Power input</b>	12V
<b>Temperature range</b>	- 30°C up to + 80°C
<b>Weight</b>	250 grs
<b>Dimensions(W x H x D)</b>	130 x 20 x 102mm

## COMPATIBILITY

---

Compatible with the following models

### Bentley

Continental GT	2018-20..	MIB 12"
----------------	-----------	---------

### Porsche

Panamera (971)	2017..	PCM4.1 system (12")
----------------	--------	---------------------

### Remarks:

- Only in combination with PCM4.1 navigation system.
- AUX-output of the interface needs to be connected with AUX input of the car.
- Also possible to use the interface stand alone for reversing and/or forward driving camera function.
- Automatic switching to camera on navigation level.
- Control of the connected Audio/Video source possible via the optional touch screen.