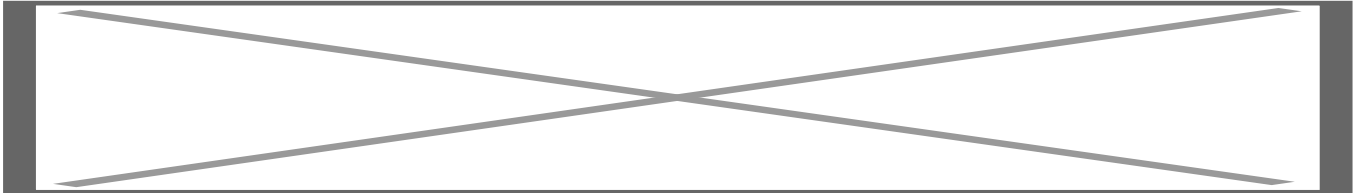


Size UP replacement kit 8.8" BMW iDrive CCC (E60/E90/E63)

Art. Nr: REP-BMW-E60



DESCRIPTION

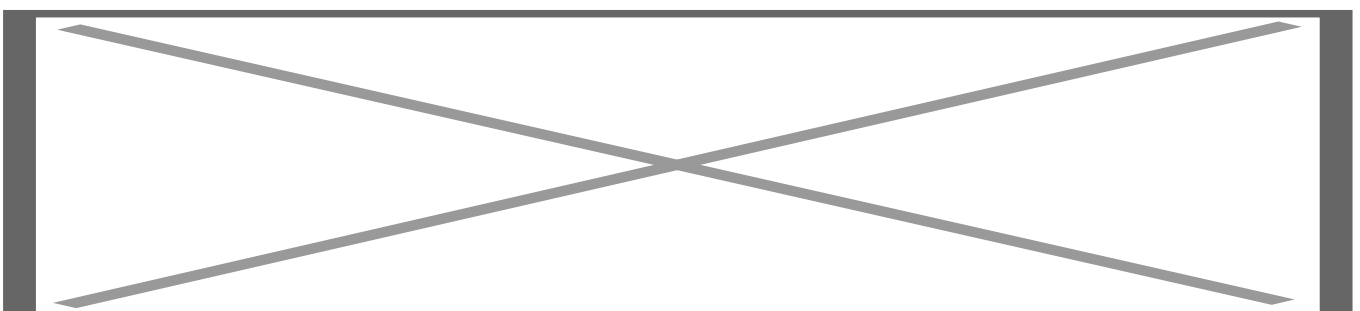
General

UPgrade your **BMW iDrive CCC** with a 8.8 inch High resolution capacitive touch screen without replacing the original iDrive system. The VividScreen has the same design as the OEM iDrive Professional display, to maintain the OEM look.

Example video

Features

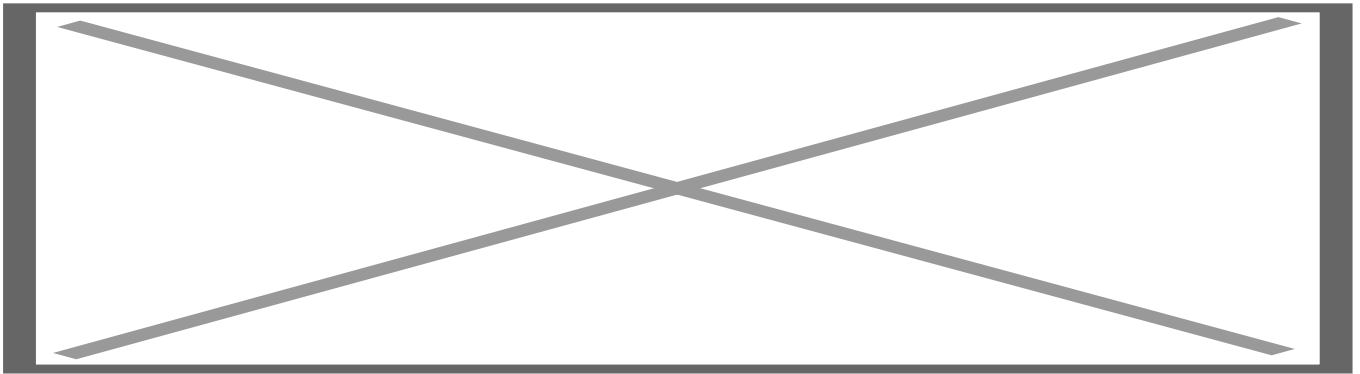
- LVDS input with touch screen support (NAVplay or CARplay)
- HDMI input (for Mirrorlink or Apple TV)
- Audio/Video input
- Rear camera input
- Dynamic Parking Lines (IPAS)
- Picture in Picture from Parking sensors (PiP)
- Front camera input
- 1280x480 Resolution
- FM Audio Transmission output
- Use OEM iDrive button to enter screen inputs
- 2 Year warranty & Support



EXCLUSIVE INTERFACE FEATURES

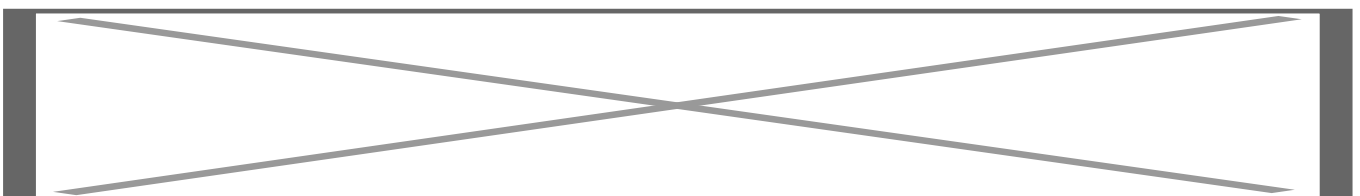
Features:

- 2* AV input
- Audio output select
- Image retention while driving
- Adjustable parking lines via OSD menu
- Activation interface via original iDrive buttons
- OSD menu



NOTES

- It is essential to have an Aux-in
- We recommend that the installation will be performed by a qualified specialist
- Check the other tabs for "Compatibility" - "Package contents" - "Product specifications"



COMPATIBILITY

CAR

This kit is compatible with the following models:

BMW

3 serie (E90/E91/E92/E93)	2005-2009	iDrive CCC Professional & Business (6.5" & 8.8")
5 serie (E60/E61)	2003-2009	iDrive CCC Professional & Business (6.5" & 8.8")
6 serie (E63/E64)	2004-2009	iDrive CCC Professional & Business (6.5" & 8.8")

*Picture in picture option only compatible with 8.8" iDrive screen.

*Rear select via CAN-BUS only available with automatic gearbox

*For manual gear please use CAN-BUS interface for reverse gear signal.

REQUIREMENT

AUDIO OUTPUT	The interface inserts ONLY video signals into the infotainment. It is essential to have an Aux-in, when using audio from an external AV source.
CVBS	Only compatible with NTSC sources.
LVDS	LVDS input is compatible with NAVplay & CARplay module
SCREEN	Interface is compatible with 6.5" & 8.8"
FRONT CAMERA	<p>The front camera input will automatically switch after leaving the reverse gear.</p> <p>You can set the display time in seconds via the OSD menu (1-15 sec).</p> <p>It is also possible to select the FRONT camera input manually</p>
OEM REAR CAMERA	The interface does not switch back automatically to the OEM rear camera input when the reverse gear is engaged.
GUIDELINES	iPAS & Static lines are available via the interface OSD menu
PIP	We recommend that the installation will be performed by a qualified specialist

REAR SELECT CAMERA INPUT	Interface will respond on CAN for cars with auto gearbox. When manual gear box please use the rear detection wire.
INSTALLATION	We recommend that the installation will be performed by a qualified specialist