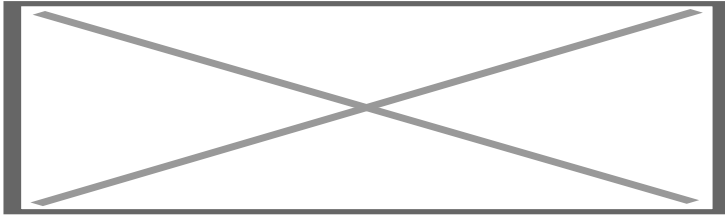


Multimedia video interface LR Incontrol Touch Pro DUO (10.2")

Art. Nr: IF-RR-GV6



DESCRIPTION

General

The NavInc NAVconnect interfaces allow for connecting video sources to the original Landrover DUO screens (10.1").

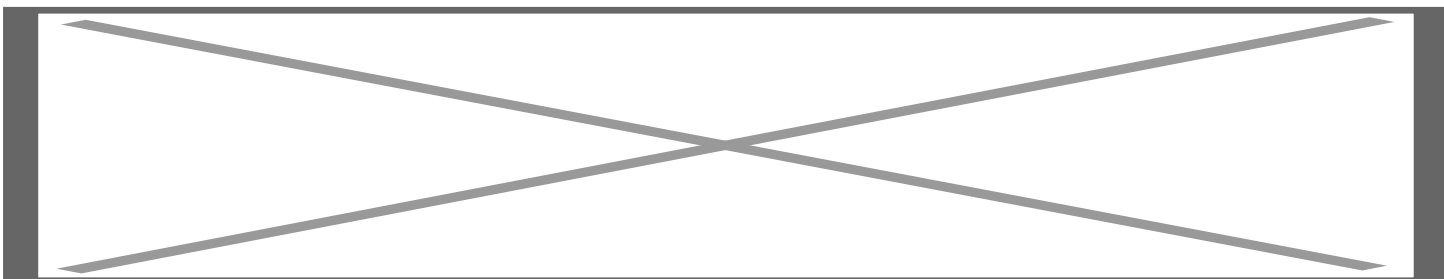
The interface is equipped with various options such as; 1* LVDS input, 1* Front camera input & 1* Rear camera input.

Example video

Features

- 1x Rear camera input
- 1x Front camera input (with auto switch OFF)
- 1x LVDS input
- Adjustable parking lines via OSD menu
- iPAS (moveable grid lines)
- 3 Year warranty & Support


EXCLUSIVE INTERFACE FEATURES



Features:

- OEM button support
- Rear camera input (CVBS - NTSC)
- iPAS lines (moveable grid lines)
- Front camera input (CVBS - NTSC)
- Time delay setting front camera input (3-15sec)
- OSD menu (to adjust interface settings)

NAVconnect OEM Button




CAMERA FEATURES

Rear camera input with Parking guidelines

Rear camera input with parking guidelines option.

The guidelines makes it much easier to determine the distance to the object you are driving towards.

The guidelines are adjustable horizontal as well as vertical so the lines can be adjusted to the car.



Ajustable guide lines

Front camera input

Front camera input which will be selected after leaving the reverse gear.

Via the OSD menu you can select show time:

3 sec

5 sec

10 sec

15 sec

NOTES

- We recommend that the installation will be performed by a qualified specialist
- Check the other tabs for "Compatibility" - "Package contents" - "Product specifications"

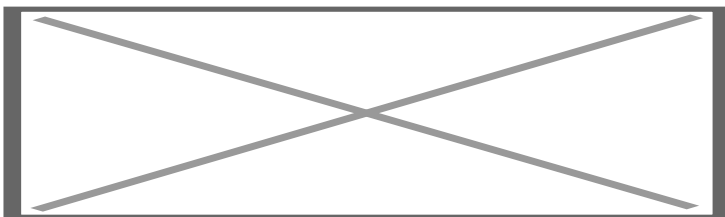
LEGAL INFORMATION

The driver of the vehicle should not be inferred from the motion images. In many countries, watching movies while driving is prohibited. Therefore we accept no responsibility for material or personal injuries, directly or indirectly, due to installation of the interface modules.

Interface and Software basic information:

The NavInc interfaces are no navigation systems or screens to replace the navigation system. The NavInc interfaces enable the possibilities to connect different Audio/Video sources to the navigation system.

Manufacturers create adjusted software and hardware versions, options and enhancements which ensures that the compatibility of the products cannot be guaranteed 100%. Compatibility lists are based on customer feedback and experiences and will constantly be updated for optimal customer support.



REQUIREMENT

AUDIO OUTPUT	The interface inserts ONLY video signals into the infotainment. It is essential to have an Aux-in, when using audio from an external AV source.
CVBS	Only compatible with NTSC sources.
LVDS	Compatible with NAVplay & APPplay module
SCREEN	Interface is compatible with Incontrol Touch Pro DUO (10.2")
FRONT CAMERA	<p>The front camera input will automatically switch after leaving the reverse gear.</p> <p>You can set the display time in seconds via the OSD menu (1-15 sec).</p> <p>It is also possible to select the FRONT camera input manually</p>
OEM REAR CAMERA	The interface does switch back automatically to the OEM rear camera input when the reverse gear is engaged.
GUIDELINES	iPAS & Static lines are available via the interface OSD menu
iPAS	iPAS option is available (moveable grid lines)
PIP	PiP option is not available for original parking sensor overlay (Picture in Picture)
REAR SELECT CAMERA INPUT	When interface wont respond on reverse CAN, please use the 12V reverse detection wire (grey wire)
INSTALLATION	We recommend that the installation will be performed by a qualified specialist
NOTE	Installation at Pro computer

