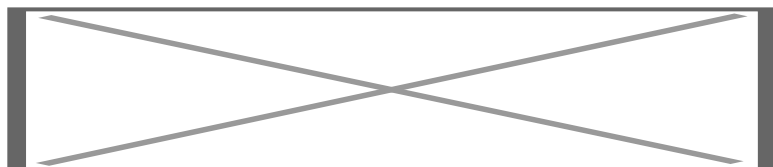


## APPplay\_CARplay & Android Auto set LR 2nd gen. Touch screen (LVDS)

Art. Nr: CP-LR-GV2

---



### DESCRIPTION

---

#### General

Upgrade your **Landrover** with APPplay smartphone interface. APPplay support multimedia via USB, CARPLAY & ANDROID Auto & camera to your existing system. You can run apps from your Phone via CarPlay & Android Auto without touching your Phone. You can control APPplay via the **original touchscreen** and via voice control (Siri).

#### *Example video*

#### Features

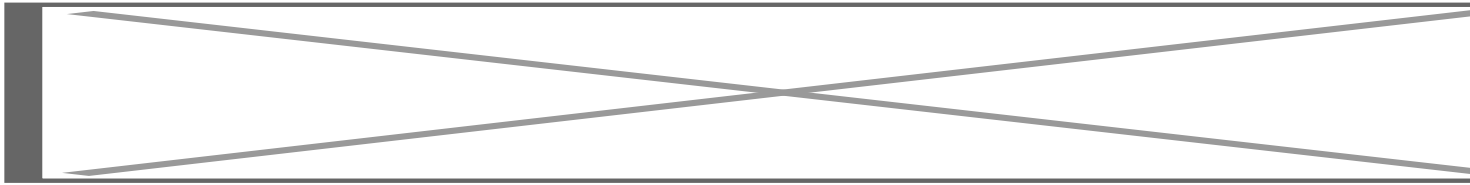
- Control via original touchscreen
- Control via voice (Siri & Google Assistant)
- Run navigation apps like; Google maps, TomTom & Waze
- Play music apps like; Spotify, Podcast, Music
- Making phone calls and listening to your messengers
- Rear camera input
- Front camera input
- AV input
- Original button support
- Original microphone support
- Picture while driving
- 2 Year warranty & Support

#### APPplay control

Via original touch screen of the car

## EXCLUSIVE APPplay FEATURES


---




### Features:

- Run apps like; Spotify / Flitzmeister / Apple Maps / Waze / Google maps
- Hands-free phone and messaging
- Siri Voice Control
- Music & video playback via USB
- Bluetooth pairing option available
- Wireless CARplay function via Wifi (optional)
- Integrated Audio control with equalizer
- Analog audio output (via RCA or 3.5mm jack)
- Support left & right hand drive cars
- Software updates via USB


### APPplay main screen



### APPplay setting menu

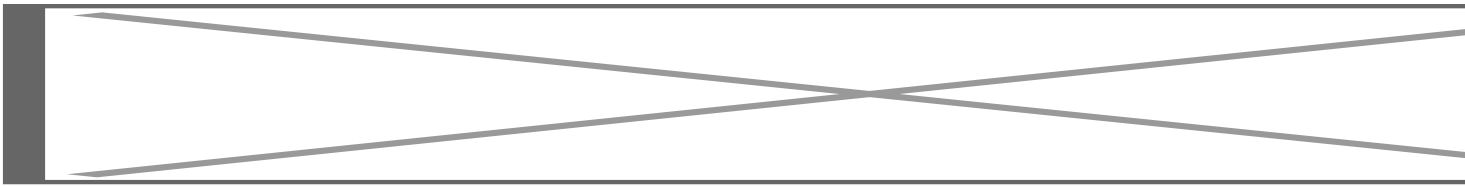


### APPplay media player menu



## EXCLUSIVE VIDEO INTERFACE FEATURES


---



### Features:

- OEM button support
- Rear camera input (CVBS - NTSC)
- iPAS lines (moveable grid lines)
- Front camera input (CVBS - NTSC)
- Time delay setting front camera input (3-15sec)
- A/V input (to connect DVB-T tuner)
- HDMI input (to connect Apple TV or Chromecast)
- A/V output (to connect head-rest screens)
- OSD menu (to adjust interface settings)

### NAVconnect OEM Button



## NOTES

---

- It is essential to have an Aux-in, Bluetooth streaming option or USB input in the car.
- We recommend that the installation will be performed by a qualified specialist
- Check the other tabs for "Compatibility" - "Package contents" - "Product specifications"

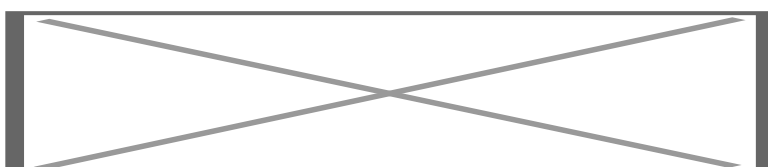
## DISCLAIMER

---

Apple, iPod, iPhone, iTunes, CarPlay and the CarPlay logo are registered trademarks of Apple Inc., registered in the U.S. and other countries. Android, Android Auto, Google Maps, Waze

and Talk to Google are registered trademarks of Google Inc.

The Bluetooth® word mark and logos are registered trademarks owned by the Bluetooth SIG, Inc.



## COMPATIBILITY

---

### CAR

This kit is compatible with the following models:

#### Landrover

Range Rover Sports	2009-2012	2nd generation touch screen navigation
Discovery 4	2009-2012	2nd generation touch screen navigation
Range Rover (Vogue)	2009-2012	2nd generation touch screen navigation

**Not compatible for dual screen**

## REQUIREMENT

---

<b>AUDIO OUTPUT</b>	The interface inserts ONLY video signals into the infotainment. It is essential to have an Aux-in, when using audio from the NAVplay box
<b>VIDEO OUTPUT</b>	Video goes via LVDS
<b>CONTROL</b>	You can control CARplay & Android AUTO via original touch screen
<b>SCREEN</b>	Interface is compatible with 2 <sup>nd</sup> generation touch screen (NOT DUAL SCREEN)
<b>OPEN HU</b>	Need to open the monitor to install ribbon (FFC) cable
<b>FRONT CAMERA</b>	<p>The front camera input will automatically switch after leaving the reverse gear.</p> <p>You can set the display time in seconds via the OSD menu (1-15 sec).</p> <p>It is also possible to select the FRONT camera input manually</p>
<b>OEM REAR CAMERA</b>	The interface does not switch back automatically to the OEM rear camera input when the reverse gear is engaged.

<b>GUIDELINES</b>	iPAS & Static lines are available via the interface OSD menu
<b>iPAS</b>	iPAS option is NOT available (moveable grid lines)
<b>PIP</b>	PiP option is NOT available for original parking sensor overlay (Picture in Picture)
<b>REAR SELECT CAMERA INPUT</b>	Interface will respond on CAN for cars with auto gearbox. When manual gear box please use the rear detection wire.
<b>INSTALLATION</b>	We recommend that the installation will be performed by a qualified specialist
<b>EXTRA NOTE</b>	Not compatible with DUAL VIEW monitors

## MEDIA PLAYER

---

Media player support the following files:

<b>MUSIC</b>	MP3
<b>VIDEO</b>	MP4

## MEDIA PLAYER

---

Media player support the following files:

<b>MUSIC</b>	MP3
<b>VIDEO</b>	MP4

## ANDROID AUTO

---

Your Phone must be compatible with Android AUTO & Androi Auto app must be available in your county.

An Android phone running Android 5.0 (Lollipop) and up with a data plan. For best performance, we recommend Android 6.0 (Marshmallow) and up. You can check your phone's software version by looking at the About Device section under Settings

Please check the following link for more info about Android Auto:

[LINK](#)

Apps you can use with Android Auto:

[LINK](#)

If your country is not supported (app is not available in Google Playstore) please see the following link how to get the App:

[LINK](#)

## **APPLE CARPLAY**

---

Your Phone must be compatible with Apple Carplay.

Please check the following link for more info about Apple Carplay:

[LINK](#)