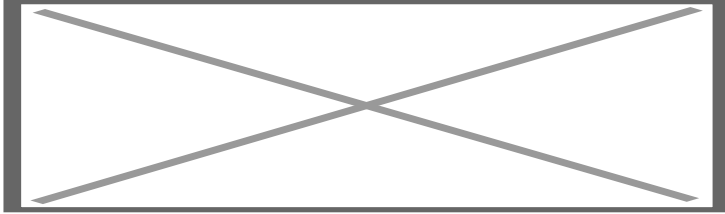


## Rear camera interface Renault R-LINK2 7" & 8.7"

Art. Nr: RC-REN-RL2

---



### DESCRIPTION

---

#### General

The NavInc NAVconnect interfaces allow for connecting video sources to the original Renault Rlink2 system (7" & 8.7").

The interface is equipped with various options such as; 1\* Front camera input - 1\* Rear camera input & LVDS input

#### *Example video*

#### Features

- 1x Rear camera input
- 1x Front camera input (with auto switch OFF)
- 1x LVDS input (to connect APPplay & NAVplay)
- iPAS Parking lines
- PiP (Parking sensor overlay)
- Adjustubele parking lines via OSD menu
- OEM steering wheel button support
- 3 Year warranty & Support

### EXCLUSIVE INTERFACE FEATURES

---


#### Features:

- Reverse Camera input
- Front camera input
- Image retention while driving

- Adjustable parking lines
- OSD menu


**PIP**


Original Parking Sensor overlay or split screen function



**OEM BUTTON**

---





## CAMERA FEATURES

---

### Rear camera input with Parking guidelines

Rear camera input with parking guidelines option.

The guidelines makes it much easier to determine the distance to the object you are driving towards.

The guidelines are adjustable horizontal as well as vertical so the lines can be adjusted to the car.



**Ajustable guide lines**

### Front camera input

Front camera input which will be selected after leaving the reverse gear.

Via the OSD menu you can select show time:

- 3 sec
- 5 sec
- 10 sec
- 15 sec

## NOTES

---

- We recommend that the installation will be performed by a qualified specialist
- Check the other tabs for "Compatibility" - "Package contents" - "Product specifications"

## LEGAL INFORMATION

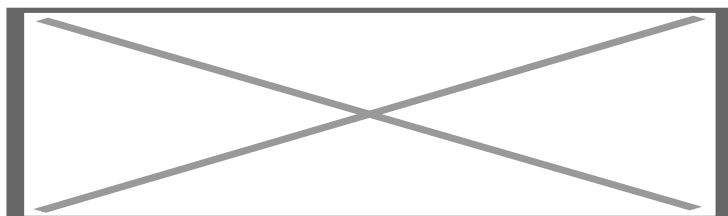
---

The driver of the vehicle should not be inferred from the motion images. In many countries, watching movies while driving is prohibited. Therefore we accept no responsibility for material or personal injuries, directly or indirectly, due to installation of the interface modules.

Interface and Software basic information:

The NavInc interfaces are no navigation systems or screens to replace the navigation system. The NavInc interfaces enable the possibilities to connect different Audio/Video sources to the navigation system.

Manufacturers create adjusted software and hardware versions, options and enhancements which ensures that the compatibility of the products cannot be guaranteed 100%. Compatibility lists are based on customer feedback and experiences and will constantly be updated for optimal customer support.



## COMPATIBILITY

---

### CAR

This kit is compatible with the following models:

#### Renault

Renault Rlink 2 (7")

Renault Rlink 2 (8.7")

<b>AUDIO OUTPUT</b>	The interface inserts ONLY video signals into the infotainment. It is essential to have an Aux-in, when using audio from an external AV source.
---------------------	---

<b>CVBS</b>	Only compatible with NTSC sources.
<b>LVDS</b>	Compatible with NAVplay & APPplay
<b>SCREEN</b>	Interface is compatible with 7" & 8.7" monitors
<b>FRONT CAMERA</b>	The front camera input will automatically switch after leaving the reverse gear.  You can set the display time in seconds via the OSD menu (1-15 sec).
<b>OEM REAR CAMERA</b>	The interface does not switch back automatically to the OEM rear camera input when the reverse gear is engaged.
<b>GUIDELINES</b>	iPAS & Static lines are available via the interface OSD menu
<b>iPAS</b>	iPAS option is available (moveable grid lines)
<b>PIP</b>	PiP option is NOT available for original parking sensor overlay (Picture in Picture)
<b>REAR SELECT CAMERA INPUT</b>	When interface won't respond on reverse CAN, please use the 12V reverse detection wire (grey wire)
<b>INSTALLATION</b>	We recommend that the installation will be performed by a qualified specialist

**Note:**

- We recommend that the installation will be performed by a qualified specialist

