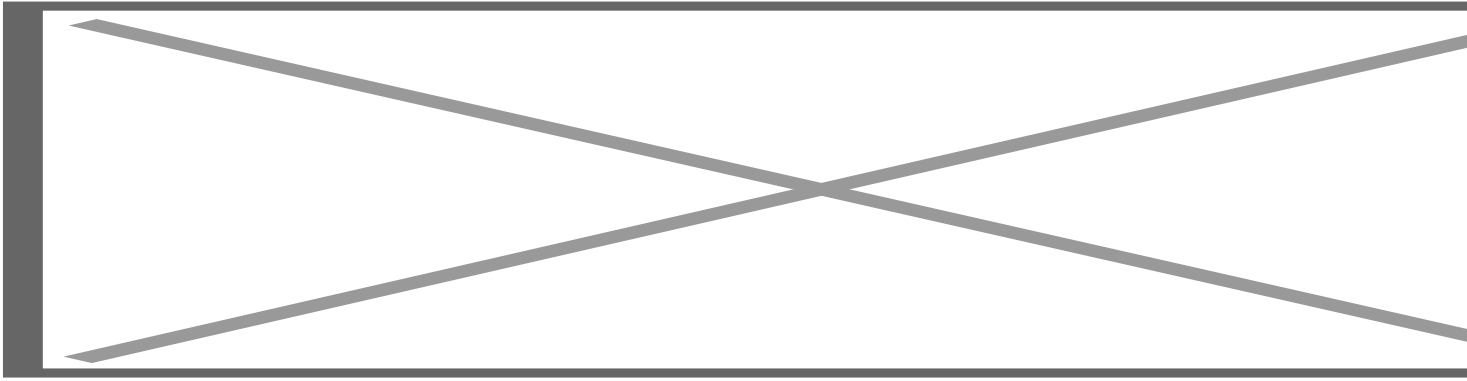


## **NAVplay Android 8.1 integration set Porsche PCM5.0 (HDMI)**

**Art. Nr:** NP8-PO-PCM50

---



### **DESCRIPTION**

---

#### **General**

Extend your existing Porsche PCM4.1 system with a complete Android system for multimedia and navigation and enjoy all your favourite apps in the car. All the original features are retained.

The interface is equipped with various options such as; navigation, USB connection for film and music, Carplay/Android Auto, WiFi, Audio/video input, camera input, audio/video output, etc. You will have all the features of an Android tablet integrated on your original screen of your vehicle!

#### ***Example installation:***

#### **Features**

- Android Operating system 6.0.1 (Marshmallow)
- Powerful CPU (1.1GHz Cortex A7 Quad-Core CPU )
- High quality video Display (800x480 & 480x234)
- Supports Android Play-Store (Various applications supported)
- Customize your navigation with your own Apps from the App store
- Customize your Home screen with fast buttons to access your Apps
- Side navigation bar to control your Android system
- 3x Audio/Video RCA input to connect external A/V sources
- 1x Audio RCA output to connect Android audio with your car

- 1x Microphone connection for voice recognition (microphone optional)
- 1x Speaker connection (speaker included)
- GPS connection to navigate without internet access (GPS antenna included)
- 1x camera input with adjustable parking lines
- Multiple ways to store data and communication ports (2x USB 2.0 & 1x microSD Slot)
- Support 3G & 4G via uSIM slot (antenna included)
- Wifi hot spot (antenna included)
- Setting menu to change your display, Apps and other settings

## **EXCLUSIVE CAR FEATURES**


---

### **Features:**

- NAVplay input
- 1\* HDMI input
- Audio/Video input
- Reverse Camera input
- Front camera input
- Image retention while driving
- Adjustable parking lines
- Intelligent Park Assist System (IPAS) - moveable parking lines


### **Activation via OEM**

Activation NAVplay via original "NAV" button



### **Touch screen**

Control the NAVplay system via the original touch screen.



## CAMERA FEATURES

---

### Picture in Picture (PiP)

Via the camera input of the interface an aftermarket camera system can be connected to the navigation system. The camera image will be displayed automatically on the screen when the car is put in the reverse gear. The camera input knows 2 views:

- 1: Camera with Picture in Picture of the Parking assist
- 2: Full camera view



### Parking guidelines

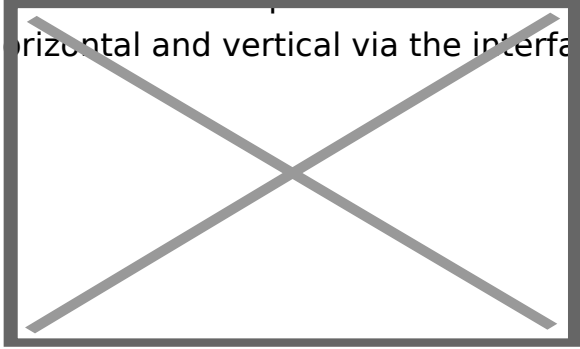
In the camera image on screen parking guidelines can be displayed. This makes it much easier to determine the distance to the object you are driving towards. The guidelines are adjustable horizontal as well as vertical so the lines can be adjusted to the car.



Ajustable guide lines

### Intelligent Park Assist System (IPAS)

The interface has also the Intelligent Park Assist System (iPAS). With this function the guidelines will respond on the steering wheel position. The guide lines are adjustable horizontal and vertical via the interface OSD menu.



### **Front camera input**

The front camera input will be activated after leaving the reverse gear.

The camera will switch OFF automatically after 10 km/h or when you press the NAVI button.

### **NAVPLAY**

---

#### **Customize**

Download your favourite Apps via the Play Store or APK uploader to customize your NAVplay, like;

Video: Youtube / Netflix / Ziggo / Proximus / Videoland


Music: Spotify / Sound Cloud / PODcast

Navigation: iGo / Waze / Goolge maps

Radio: Radium for Internet Radio / Nederland FM / Radio.net

Communication: Skype / Carplay / Android Auto


Customize your own home screen via the Quick Launch menu



### **Navigation**

Dowload your favourite navigation system like;

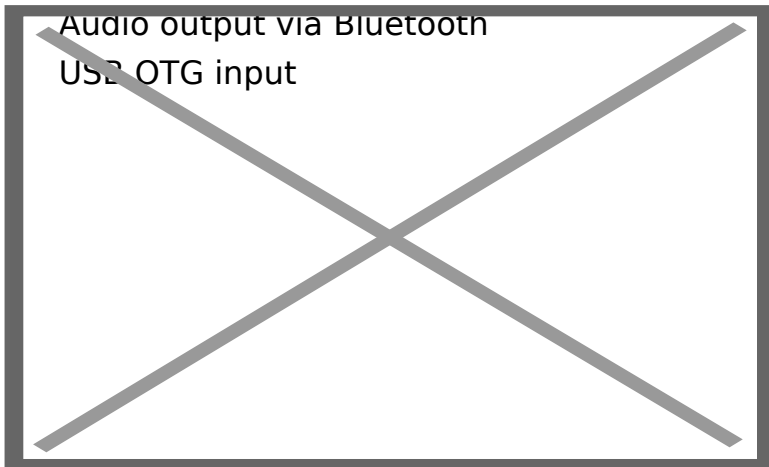
iGO  
Goolge maps  
WAZE



### **Media**

The NAVplay is equipped with several media inputs such as;

- Bluetooth streaming
- Dual USB 2.0 input (media)
- Micro SD slot (up to 64GB)
- Audio output via RCA




### **Internet**

The NAVplay is equipped with a WiFi connection that can be connected to the Internet. In addition, it is also possible to create an 3G/4G Internet connection (via the uSIM slot).

### **Carplay**

Upgrade your NAVplay with CARPLAY to your existing system. You can run apps from your iPhone Via CarPlay without touching your iPhone. You can control this Carplay kit

via the NAVplay and via voice control (Siri).



## **PACKAGE CONTENTS**

---

### **The following is provided in the set:**

- Specific video interface (IF-PO-PCM41PHV): 1x
- NAVplay module: 1x

Dual USB cable (HARETC0111): 1x  
Dipol antenna (ETCETC0332): 2x  
Dipol extension cable (HAGPS0006): 2x  
RGB output cable (HRGBCA00025): 1x  
Resistive touch (HTOUCH0022): 1x  
Power supply cable (HPOWER0137): 1x  
GPS antenna fakra (GPSANT003): 1x  
Speaker (SPEAKER007): 1x  
Button (HARETC0001): 1x  
MULTI kabel (HARETC0208): 1x

- Installation- & user instructions
- Warranty

## **NOTES**

---

- It is essential to have an Aux-in
- We recommend that the installation will be performed by a qualified specialist

## **PRODUCT SPECIFICATIONS**

---

<b>OS</b>	Android 6.0.1 (Marshmallow)
<b>CPU</b>	MSM8909 (Qualcomm Cortex-A7 Quad 1.1GHz)
<b>Memory</b>	1GByte DDR3
<b>Internal Storage</b>	8GByte eMMC
<b>Display</b>	Analog RGB + Composite HSync
<b>Resolution</b>	800 x 480 (WVGA)
<b>SD CARD</b>	Single microSD slot
<b>GNSS</b>	GPS/GLONASS/BeiDou FAKRA Connector (with GPS Antenna, 5m)
<b>USB</b>	Dual USB(A) Host (with Dual USB Host Cable)
<b>LTE/3G Network</b>	Frequency Bands FDD LTE: B1/B3/B5/B7/B8/B20 TDD LTE: B38/B40/B41 WCDMA: B1/B5/B8 GSM: 850/900/1800/1900Mhz FAKRA Connector (with Dipole Antenna)

<b>USIM</b>	Single USIM slot (support 3G & 4G)  2.4G/5.8G, 802.11b/g/n
<b>WLAN</b>	BT2.1+EDR/3.0/4.1LE
<b>Bluetooth</b>	FAKRA Connector  (with Dipole Antenna)
<b>Touch</b>	C-Touch, R-Touch, UART-Touch  (within Multi cable)
<b>Video Input</b>	none
<b>Map voice exclusive Speaker</b>	Φ 57 mm 4Ω /2 W Speaker  (within Multi cable)
<b>Audio Output</b>	Stereo AUX  (within Multi cable: dual RCA)  Bluetooth(Source)
<b>Language</b>	Worldwide language  (Support Google android's world language)  Virtual Keyboard: English
<b>Power</b>	DC +12V/2A
<b>Operating Temperature</b>	-10°C ~ +70°C
<b>Storage Temperature</b>	-20°C ~ +80°C
<b>Dimension</b>	150mm(W) x 100mm(H) x 25mm(D)



## COMPATIBILITY

---

Compatible with the following models

### Porsche

Panamera	2017..	PCM4.1 system (12")
----------	--------	---------------------

### Remarks:

- Only in combination with PCM4.1 navigation system.
- Installation also possible in combination with original TV Tuner.
- AUX-output of the interface needs to be connected with AUX input of the car.
- Also possible to use the interface stand alone for reversing and/or forward driving camera function.
- Automatic switching to camera on navigation level.
- Control of the connected Audio/Video source possible via the optional touch screen.