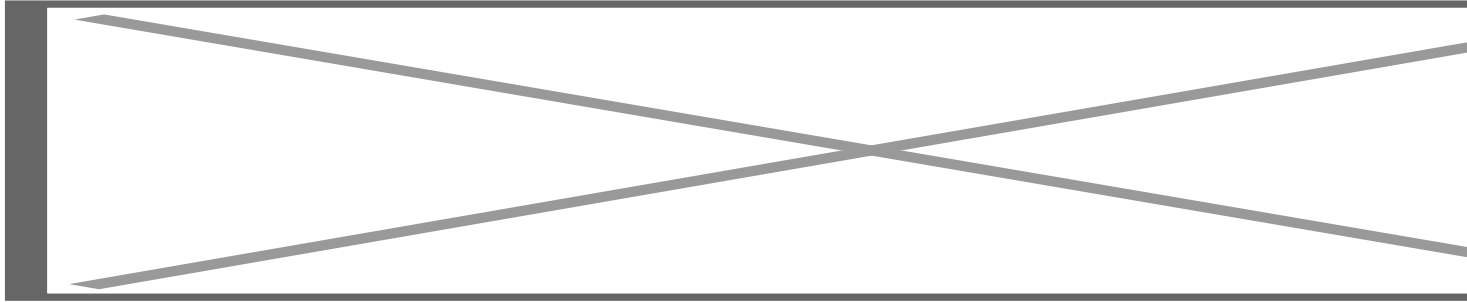


## **APPplay\_CARplay & Android Auto set Volvo & Aston Martin RTI 2009> (CVBS)**

**Art. Nr:** CP-VOL-RTI-L

---



### **DESCRIPTION**

---

#### **General**

Upgrade your **Aston Martin & Volvo** with APPplay smartphone interface. APPplay support multimedia via USB, CARPLAY, ANDROID Auto & camera to your existing system.

You can run apps from your Phone via CarPlay & Android Auto without touching your Phone. You can control APPplay via the **included Controller** and via voice control.

#### **Example video**

#### **Features**

- External Controller support
- Voice control support (Siri & Google Assistant)
- Run navigation apps like; Google maps, TomTom & Waze
- Play music apps like; Spotify, Podcast, Music
- Making phone calls and listening to your messengers
- Rear camera input
- Front camera input
- AV input
- MirrorLink support
- USB media support (MP3/MP4)
- Picture while driving
- Integrated DPS audio equalizer
- OSD menu to adjust picture and audio settings
- 3 Years warranty

## EXCLUSIVE APPplay FEATURES

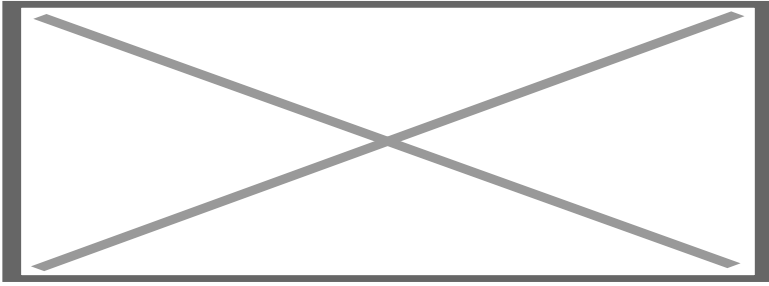
---

### Features:

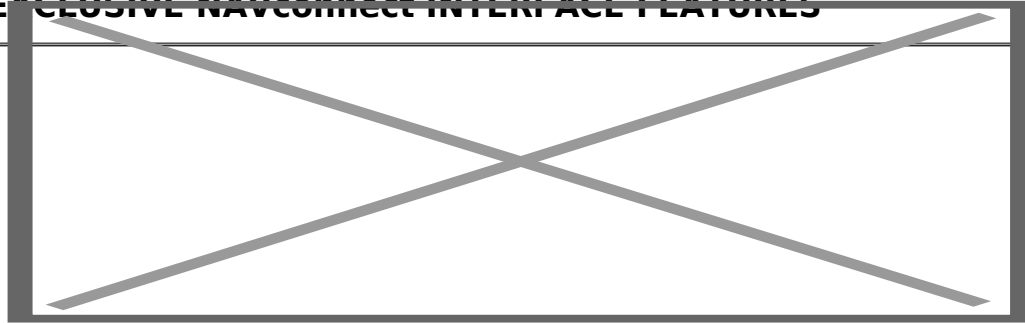
- Run apps like; Spotify / Flitzmeister / Apple Maps / Waze / Google maps
- Hands-free phone and messaging
- Siri Voice Control
- Music & video playback via USB
- Bluetooth pairing option available
- Wireless CARplay function via Wifi
- Integrated Audio control with equalizer
- Analog audio output (via RCA or 3.5mm jack)
- Support left & right hand drive cars
- Software updates via USB

### Why choose APPplay?

Compare to our competitors, our APPplay kit exist of two modules; 1\* NAVconnect car specific interface and 1\* APPplay interface. In this way we have the most stable Carplay & Android auto integration kit in the market and with 3 years warranty.



## **EXCLUSIVE NAVconnect INTERFACE FEATURES**



### **Features:**

- Rear camera input (CVBS - NTSC)
- iPAS lines (moveable grid lines)
- Front camera input (CVBS - NTSC)
- OSD menu (to adjust interface settings)

### **NOTES**

---

- It is essential to have an Aux-in, Bluetooth streaming option or USB input in the car.
- We recommend that the installation will be performed by a qualified specialist
- Check the other tabs for "Compatibility" - "Package contents" - "Product specifications"

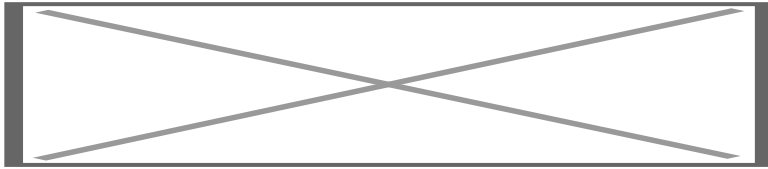
### **DISCLAIMER**

---

Apple, iPod, iPhone, iTunes, CarPlay and the CarPlay logo are registered trademarks of Apple Inc., registered in the U.S. and other countries. Android, Android Auto, Google Maps, Waze and Talk to Google are registered trademarks of Google Inc.

The Bluetooth® word mark and logos are registered trademarks owned by the Bluetooth SIG, Inc.

Warranty notice: the NAVconnect box has a warranty period of 3 years and the APPplay box 2 years.



## NOTES

---

- Android phone tend to have 2 different battery charge settings: Optimized & Fast. APPplay DOES NOT provide fast charging. To use Android AUTO without battery drain, it is recommended to get a wireless charging pad.
- The audio output from the APPplay must be connected with the media source of the car, for example with AUX input, AMI input or USB (AUX2USB adapter) to hear the sound of the APPplay module through the car speakers.
- Installing this product will not require any coding.
- Installing this product will not void the Warranty of the car.

## REQUIREMENT

---

<b>AUDIO OUTPUT</b>	The interface inserts ONLY video signals into the infotainment. It is essential to have an Aux-in, when using audio from the APPplay box
<b>VIDEO OUTPUT</b>	Video goes via CVBS (NTSC)
<b>CONTROL</b>	You can control CARplay & Android AUTO via the included external controller
<b>SCREEN</b>	Interface is compatible with RTI DVD system
<b>OPEN HU</b>	Not need to open the monitor
<b>FRONT CAMERA</b>	The front camera input can only be select manually

<b>OEM REAR CAMERA</b>	The interface does not switch back automatically to the OEM rear camera input when the reverse gear is engaged.
<b>GUIDELINES</b>	Static lines are available via the interface OSD menu
<b>iPAS</b>	iPAS option is not available when the car has original pdc option (moveable grid lines)
<b>PIP</b>	PiP option is not available for original parking sensor overlay (Picture in Picture)
<b>REAR SELECT CAMERA INPUT</b>	Interface will respond on the rear detection wire to show the aftermarket camera automatically.
<b>INSTALLATION</b>	We recommend that the installation will be performed by a qualified specialist
<b>EXTRA NOTE</b>	RTI screen is a low resolution screen. Need to solder the open RGB wires from the interface to the RTI RGB wires.

## **MEDIA PLAYER**

---

Media player support the following files:

<b>MUSIC</b>	MP3
<b>VIDEO</b>	MP4

## **MEDIA PLAYER**

---

Media player support the following files:

<b>MUSIC</b>	MP3
<b>VIDEO</b>	MP4

## **ANDROID AUTO**

---

Your Phone must be compatible with Android AUTO & Androi Auto app must be available in your county.

An Android phone running Android 5.0 (Lollipop) and up with a data plan. For best performance, we recommend Android 6.0 (Marshmallow) and up. You can check your phone's software version by looking at the About Device section under Settings

Please check the following link for more info about Android Auto:

[LINK](#)

Apps you can use with Android Auto:

[LINK](#)

If your country is not supported (app is not available in Google Playstore) please see the following link how to get the App:

[LINK](#)

## **APPLE CARPLAY**

---

Your Phone must be compatible with Apple Carplay.

Please check the following link for more info about Apple Carplay:

[LINK](#)