

General

The NavInc interfaces allow for connecting video sources to the original navigation system of BMW.

The interface ensures that an input is created on the original navigation system, on which various external video sources can be connected (e.g. DVD player, DVB-T TV, iPod, reversing camera, external navigation systems, etc.). The images will be displayed on the navigation screen. The audio of the video sources must be submitted via an AUX input or FM modulator.



Features

- RGB input (Connecting external navigation system)
- 3x Audio/Video input (connect video sources, TV / DVD / iPod)
- Camera input (connecting reversing camera)
- Camera detection via CAN-BUS and analog signal
- Interface switches automatically when OEM camera is installed
- Picture-in-Picture function
- Video output (connect headrest screens)
- PAL / NTSC support
- Audio output (audio link to the original audio system)
- Image retention while driving
- Adjustable parking lines
- Expandable with touch screen (control of AV-source via touch screen)
- CE-approved



Activation

It is possible to switch between the video sources with the delivered button or remote control or via the iDrive button.



- Menu: mode switch
- Picture in picture function
- Back to OEM
- ▽ Picture in Picture settings

OSD menu


Through the interface menu, various settings can be adjusted for optimal image, namely;

- Tint
- Brightness
- Contrast
- Sharpness
- Display position

Camera function

Via the camera input of the interface an aftermarket camera system can be connected to the iDrive system. The camera image will be displayed automatically on the screen when the car is put in the reverse gear. The camera has 4 different display types:

1. Full PDC; only PDC image displayed
2. Full camera; only aftermarket camera image and no PDC image displayed
3. Big PDC & small camera; on the left side of the iDrive display PDC image and on the right small display the camera image
4. Big camera & small PDC; on the left side of the iDrive display camera image and on the right small display the PDC image



Parking guidelines

In the camera image on screen parking guidelines can be displayed. This makes it much easier to determine the distance to the object you are driving towards. The guidelines are adjustable horizontal as well as vertical so the lines can be adjusted to the car.




Ajustable guide lines


Picture in Picture function*

In case of preservation of the navigation system it is possible to use the "Picture in Picture" function while reversing. This function has three different types of display:


- Type 1, full screen camera and PDC image in upper left corner
- Type 2, full screen camera and PDC image in the middle
- Type 3, full screen camera and PDC image in upper right corner



Picture in Picture Type 1



Picture in Picture Type 2



Picture in Picture Type 3

Video output

The video output connection can be used for linking headrest monitors or roof monitors. Sources connected to the interface will also be shown on the screens in the back.

The following is provided in the set:

- NavInc Video Interface IF-BMW-CICV
- Cable set
- Installation- and user manual
- Warranty
- Invoice

Product specifications

Voltage: 12V - 24V DC

Voltage-operating capacity: 8 - 18V DC

Standby current: 0 mA

Operating current: 5 Watt max.

Power input: 12V

Temperature range: - 30°C up to + 80°C

Weight: 250grs

Dimensions(W x H x D): 130 x 20 x 102mm

Additional information:

- Check at the tab "compatibility" on top of this page if your radio or navigation

system is suitable for this product.

- Audio of the connected video source must be linked to the AUX input of car, FM modulator, USB or iPod interface.
- No constant voltage needed (+30) therefore the interface is much more stable.
- "Mute" function for not used video inputs
- Use of a metal casing and new components (not Chinese or remanufactured components).
- Suitable for 7", 8.8" and 10.2" LCD monitors
- Plug and play cable set

Optional:

-AUX-BMW-CxC - Audio interface

Interface for sending audio from the interface to the original system.

Legal information:

The driver of the vehicle should not be inferred from the motion images. In many countries, watching movies while driving is prohibited. Therefore we accept no responsibility for material or personal injuries, directly or indirectly, due to installation of the interface modules.

Interface and Software basic information:

The NavInc interfaces are no navigation systems or screens to replace the navigation system. The NavInc interfaces enable the possibilities to connect different Audio/Video sources to the navigation system.

Manufacturers create adjusted software and hardware versions, options and enhancements which ensures that the compatibility of the products cannot be guaranteed 100%. Compatibility lists are based on customer feedback and experiences and will constantly be updated for optimal customer support.

Compatible for the following models

BMW

1 serie (E81 E82 E87 E88)	2009-2011
3 serie (E90 E91 E92 E93)	2009-2011
5 serie (E60 E61)	2009-2010
5 serie (F10 F11)	2009-2012
5 serie GT (F07)	2009-2012
6 serie (E63)	2009-2011
6 serie (F12 F13)	2011-2012
7-serie (F01 F02)	2009-2012
X1 serie (E84)	2009-201>
X3-serie (F25)	2010-2012

X5 serie (E70)	2009-2013
X6 serie (X70)	2009-2015
Z4 serie (E89)	2009-201>

Mini

Cabrio (R57)	2009-2016	iDrive CIC Professional & Business
Clubman (R55)	2010-2015	iDrive CIC Professional & Business
Countryman (R60)	2010-2014	iDrive CIC Professional & Business
Coupe	2011-2015	iDrive CIC Professional & Business
One	2011-2014	iDrive CIC Professional & Business
Paceman	2013-2014	iDrive CIC Professional & Business
Roadster	2012-2015	iDrive CIC Professional & Business

**Split screen option with Professional systems*

Rolls Royce

Ghost	2010-2013	iDrive CIC Professional (8.8" & 10.25")
Phantom	2010-2013	iDrive CIC Professional (8.8" & 10.25")
Phantom Coupe	2010-2013	iDrive CIC Professional (8.8" & 10.25")
Phantom Drophead	2009-2013	iDrive CIC Professional (8.8" & 10.25")

Remarks:

- Installation also possible in combination with Topview or Surround view camera system
- In combination with iDrive Professional navigation system CIC & CIC2
- Not compatible with iDrive Business. In this case use IF-BMW-CICV
- Installation also possible in combination with original TV tuner
- Automatic switching to camera possible (not yet available for BMW 1-series and MINI)

iDrive CIC Professional navigation system



iDrive CIC2 Professional navigation system



iDrive CIC2 Ghost:



iDrive CIC2 Phantom

