

THINKWARE

BENELUX



DESCRIPTION

General

Unrivaled Performance Meets Elevated Connectivity

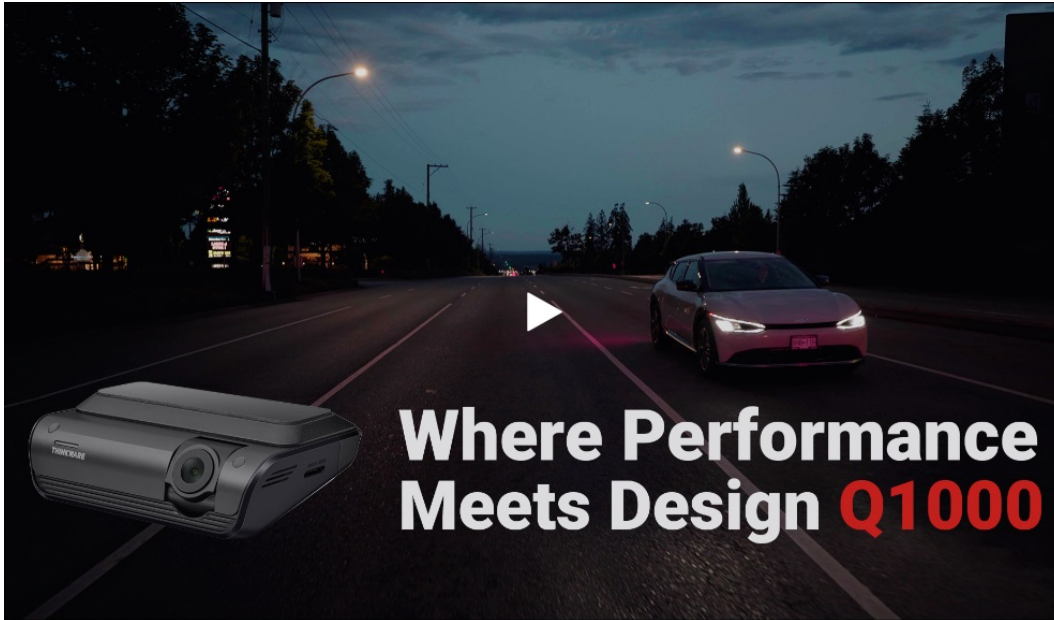
Capture stunning 2K QHD footage whether it's night or day. Thanks to its premium 5.14MP Sony STARVIS image sensor and True HDR technology, the Q1000 records important details with improved contrast and clarity.

Features

- 2K QHD 1440p @ 30 fps or FHD 1080p @ 60 fps
- 5.14 MP Sony Exmor R STARVIS sensor
- 156° Wide Angle Lens
- Super Night Vision 3.0
- Dewarping Technology front and rear
- Advanced Video Clear Technology
- HEVC format H.265
- Built-In GPS
- Road Safety Warning System (ADAS)
- Safety Camera Alert
- Parking Surveillance Mode (Motion & Impact Detection, Time Lapse and Energy Saving Mode)*
- Time Lapse (Record @2fps/ Playback @10fps)*
- Built-In Dual-band Wi-Fi and Bluetooth
- PC Viewer (Windows & Mac OS)
- THINKWARE Connected (Locate Vehicle, Driving Impact Notification, and Remote Live View)**
- Thinkware Dash Cam Link app (Dash cam settings, connect to WiFi)
- Supports MicroSD Cards up to 256GB
- Anti-File Corruption
- External Radar Module Connection
- Supercapacitor
- Integrated Thermal Protection

*Requires Hardwiring Cable or OBD II Power Cable and installation for Parking Surveillance mode (professional installation recommended)

**THINKWARE CONNECTED uses your smartphone's or mobile hotspot device's internet connection to send and receive notifications. Carrier charges may apply.



IMAGE

HIGH VIDEO QUALITY

Vivid image capturing at 1440P QHD resolution. Capturing 4 times more clarity than HD resolution, the Q1000 illustrates 1440p QHD front and rear recording during both day and night.

WIDE ANGLE VIEW

Front View Camera - 156°

Rear View Camera - 156°


Get uncompromised video coverage with a 156-degree wide-angle view. Dewarping technology ensures that edge distortions typically occurring in footage filmed with a wide-angle are kept to a minimum.



WIDE DYNAMIC RANGE


When you are driving under bright sunlight, coming out of a tunnel, or getting under the shadow of a tall building etc, a sudden change in frontal light exposure levels can result in excessively bright or dark recordings. The WDR

function eliminates excessively bright spots on the recording to correct its color balance in order to ensure a clear image: [HOW IT WOKS](#)



NIGHTTIME PICTURE QUALITY CORRECTION

Images from the videos recorded during nighttime driving on dark streets are generally difficult to make out. The enhancement Sensors of THINKWARE DASH CAMs come with a standard function of brightness and color control as well as noise cancellation.



AUTOMATIC EXPOSURE

A sudden rise of light exposure caused by strong sunlight or headlight beams of oncoming vehicle may cause difficulties to assess the situation. Also, lack of lighting in a dark tunnel or night driving may pose the same problem. The automatic light exposure function controls the level of light exposure to maintain vivid and clear video recordings in all circumstances.



SUPER NIGHT VISION 3.0*

Record night drives with true colors and minimal noise thanks to Thinkware's latest advancements in low-light recording technology that surpasses its predecessors' night time performance. HDR (High Dynamic Range) multi-exposure captures maximum image detail in high contrast scenes and corrects exposure levels when a subject is too dark or too bright: [HOW IT WOKS](#)

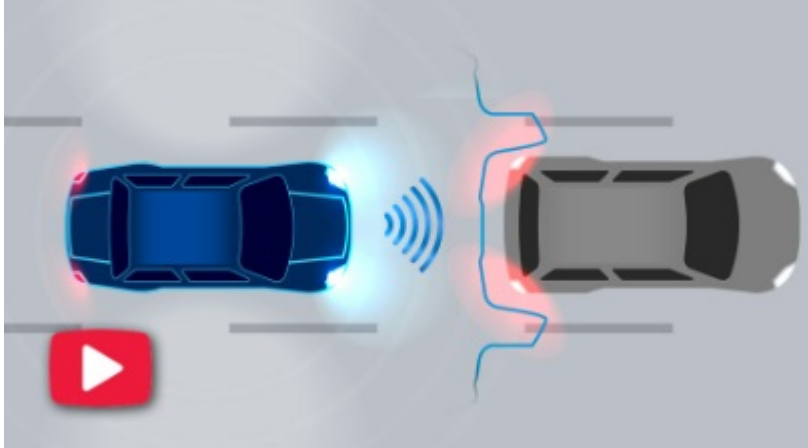


*Requires Hardwiring Cable and installation for Parking mode (professional installation recommended)

SAFETY

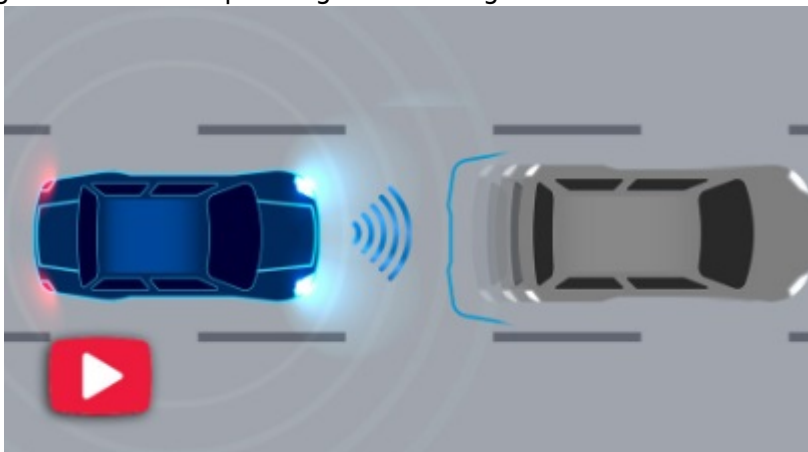
FRONT VEHICLE DEPARTURE WARNING (FVDW)

When your car is stopped at an intersection or in traffic, the intelligent guidance system informs you that the vehicle in front has started to move, preventing a delayed response just in case you stop looking ahead.



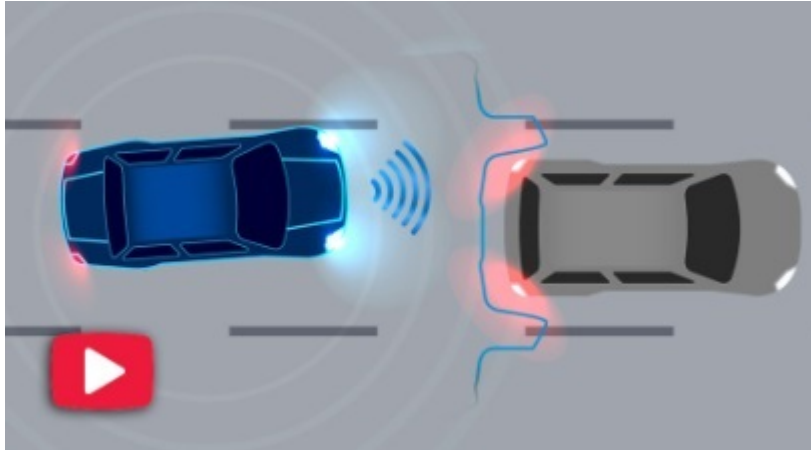
HIGH SPEED / URBAN FORWARD COLLISION WARNING SYSTEM (FCWS/ uFCWS)

Accidents can be avoided by maintaining a safe following distance. Road Safety Warning System in the THINKWARE DASH CAM calculates the real-time distance between your vehicle and the vehicle in front of you, while driving above 30 km/h in expressways or under 30 km/h in a busy city, and issues a 3-level early warning to the driver depending on the danger of collision.



LANE DEPARTURE WARNING SYSTEM (LDWS)


Drowsy or distracted driving greatly increases the chance of an accident on the road. The Lane Departure Warning System will alert the driver when the vehicle goes off lane in a speed over 50 km/h.



SAFETY CAMERA ALERT*

The Safety Camera Alert function of THINKWARE DASH CAM actively alerts the driver of any photo enforcement locations on the route while still recording videos.

THINKWARE Dash Cam provides active warning for these 5 types of road safety cameras:



Red Light: warning system for the red light. If there is light traffic ahead, camera will inform you.

Speed camera: warning system for speed & red light cameras in 400 & 200 meters. It also tell you the maximum speed of the specific road.

Average speed: warning system for entering average speed zone

(trajectory control).

Mobile zone: the camera let you know areas which are used more often for mobile speed checks



RED LIGHT
WARNING SYSTEM



SPEED CAMERA
WARNING SYSTEM



RED LIGHT & SPEED CAMERA
WARNING SYSTEM



AVERAGE SPEED
WARNING SYSTEM



MOBILE ZONE
WARNING SYSTEM

RECORDING MODES

CONTINUOUS RECORDING MODE



This mode is activated automatically when you start the engine. Recorded videos are saved in one-minute segments with an auto-looping mechanism.

EVENT RECORDING MODE



The Active Impact Monitoring System will automatically store the video data ten seconds prior to and after a collision registered by the 3-axis G-Sensor.

MANUAL RECORDING MODE



Similar to a video camera, you can use the Manual Recording Mode to capture events that occur in front of your vehicle whether or not it is in motion.

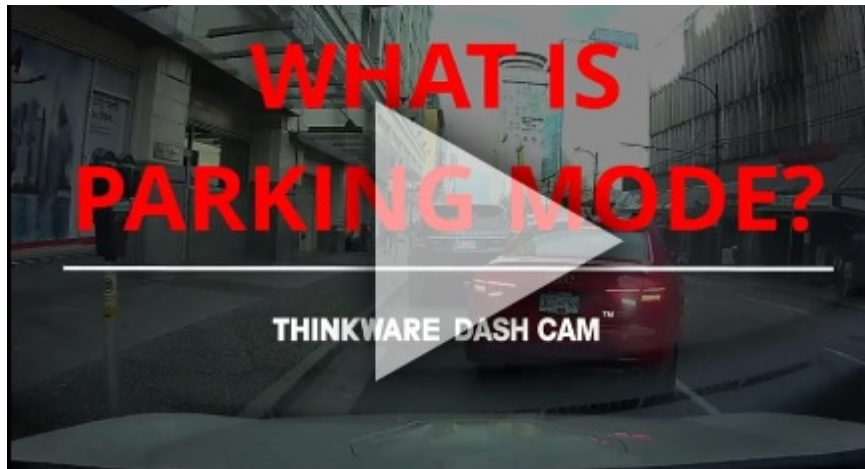
ENERGY
SAVING MODE
2.0 &
PARKING
RECORDING
MODE



The Energy Saving 2.0 is a revolutionary development of parking mode. With greatly reduced amount of electricity consumption, the dash cam will be at a standby up to 17.5 days / 420 hours. When you are away for a vacation or leaving your car for quite some time, energy saving parking recording is a recommended solution. When in use, the device will go to sleep and soon after an impact has been detection by built-in G-senor, it will wake up within a second and start recording for next 20 seconds of period.



PARKING SURVEILLANCE MODE




Parking Surveillance mode is automatically activated when you turn off the ignition, and captures footage when a motion or impact is detected so you have video evidence of mishaps like hit-and-runs while you're away from your vehicle.

IMPACT DETECTION



Monitor any impact to the vehicle while it is parked to catch any hit-and-run driver in the act while you are away.

MOTION DETECTION



Monitor and capture any motion around the vehicle for potential vandalism attempts.

TIME LAPS*

Important clips and images may get deleted due to insufficient memory space during long continuous recordings especially in standard parking recording mode which requires large memory for saving 15 to 30 frames per second. TIME LAPSE MODE in the F200 PRO records 2 frames per second reducing the size of the video file. This allows video recordings in parking mode to continue up to 10 times longer than the motion detection recording: [HOW IT WORKS](#)
*Requires Hardwiring Cable and installation for Parking mode (professional installation recommended).

VIEWER

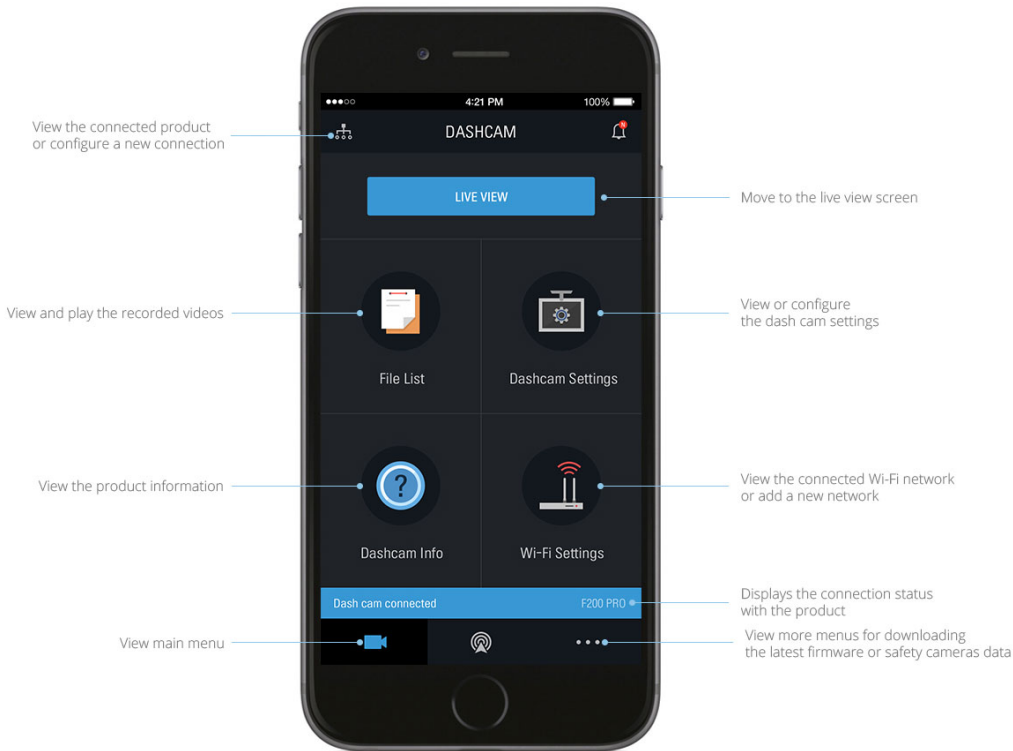
PC/MAC VIEWER

This mode is activated automatically when you start the engine. Recorded videos are saved in one-minute segments with an auto-looping mechanism: [HOW IT WORKS](#)



APP

Your smartphone and the THINKWARE DASH CAM can be connected via the exclusive application, THINKWARE DASH CAM LINK. Check download or delete recorded images, and configure dash cam settings.




OTHER FUNCTIONS

FORMAT FREE TECHNOLOGY

THINKWARE DASH CAM utilizes the FAT (File Allocation Table) system. This allows THINKWARE's proprietary Format Free Technology to eliminate the need for periodical manual formatting of recorded video files on the microSD memory card. It also helps extend the life of your memory card. You can view recorded video files on any PC without having to worry about converting files. THINKWARE DASH CAM saves the hassle of manually clearing memory space.

COMPREHENSIVE DRIVING INFORMATION WITH GPS

With the internal GPS Tracker, the THINKWARE DASH can record the vehicle's driving speed and provide its precise location and routes identification on the map. The GPS Tracker helps you to accurately assess the details of the surrounding area by providing you with the vehicle speed and the time of a collision, and the severity of impact. The video recording feature not only stores driving footages in case of an event, but it can also be used to track your holiday travel routes.



HIGH-TEMPERATURE PROTECTION SYSTEM

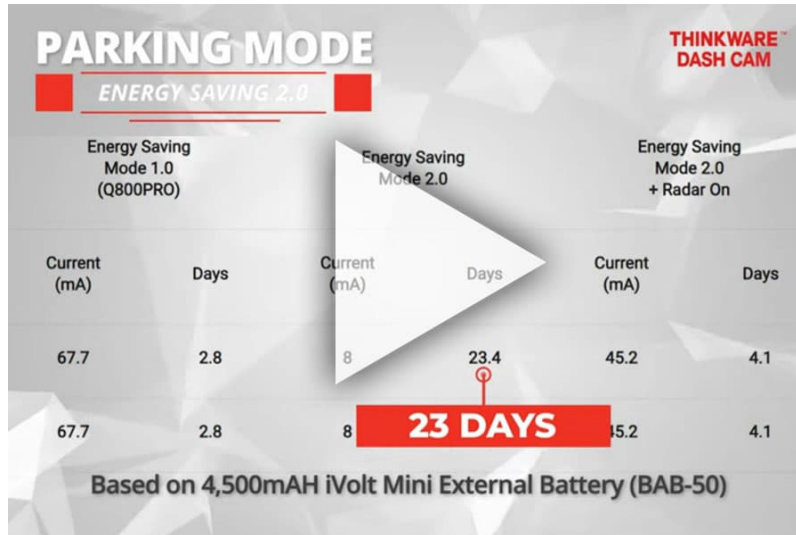
The specially designed heat discharge construction and the built-in thermal sensor of the DASH CAM protect the device and its data against intense heat by automatically turning it off to prevent overheating: [HOW IT WORKS](#)



FAIL-SAFE RECORDING

In the event that the power gets disconnected after an accident, the fail-safe recording uses the Super Capacitor for backup power to ensure safe storage of any recording in progress – so you can be assured that your valuable data will be securely stored under any circumstances.

RADAR (optional)



Pair the Radar Module with a dash cam to extend its parking surveillance duration while reducing power consumption when set to Energy Saving Mode 2.0. The Radar will detect motion and allow the dash cam to prepare to save an event clip. If an impact is detected, a 20 second video (10 seconds before and 10 seconds after the impact) is saved in a dedicated folder on the MicroSD card. When no impacts are detected, the dash cam does not save the footage and resumes Energy Saving Mode 2.0.

Compatible with U1000, Q1000, and X1000

* Parking Surveillance mode requires Hardwiring Cable or OBD II Power Cable and installation (professional installation recommended).

* Energy Saving Mode 2.0 will disable all THINKWARE CLOUD features.

Energy Saving Parking Mode 2.0

The dash cam is on standby until an impact is detected. When an impact is detected, the dash cam wakes up to record a 20 second video.

Energy Saving Parking Mode 2.0 with Radar Module



The dash cam is on standby until a movement is detected. When the Radar Module detects a movement, the dash cam wakes up and gets ready to record. If an impact is detected, a 20 second video (10 seconds before and 10 seconds after the impact) is saved.

THINKWARE CONNECTED

Monitor your vehicles' activity remotely. THINKWARE CONNECTED lets you check your vehicles' location and receive notifications directly on your compatible iOS/Android smartphone.* **

Get peace of mind with features like:

- Strong Impact Notification (parked & driving)
- Vehicle status & Driving History
- Capture image of Most Recent Parking
- Remote Live View
- Vehicle Location
- Geo-Fencing
- Emergency message

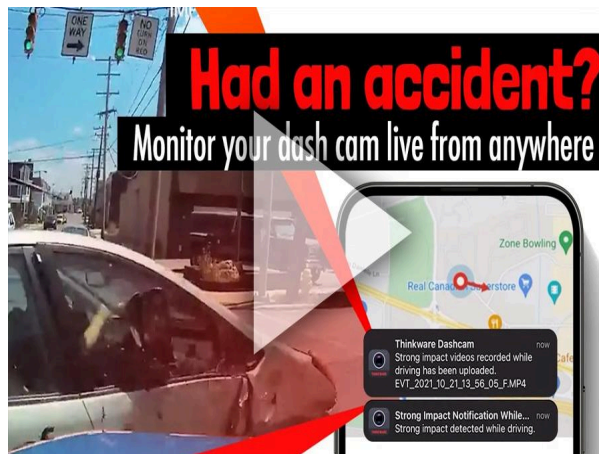
* THINKWARE CLOUD uses your smartphone's or mobile hotspot device's internet connection to send and receive notifications. Carrier charges may apply.

** Smartphone Hotspot connection is required for first time registration.

MONITOR REMOTELY

Watch what is happening in real-time. Monitor your vehicle with your smartphone, no matter where you are. Live Resolution: 768x452p @15fps

THINKWARE CONNECTED lets you check your vehicles' location and receive notifications directly on your compatible iOS/Android smartphone.^{1 2}



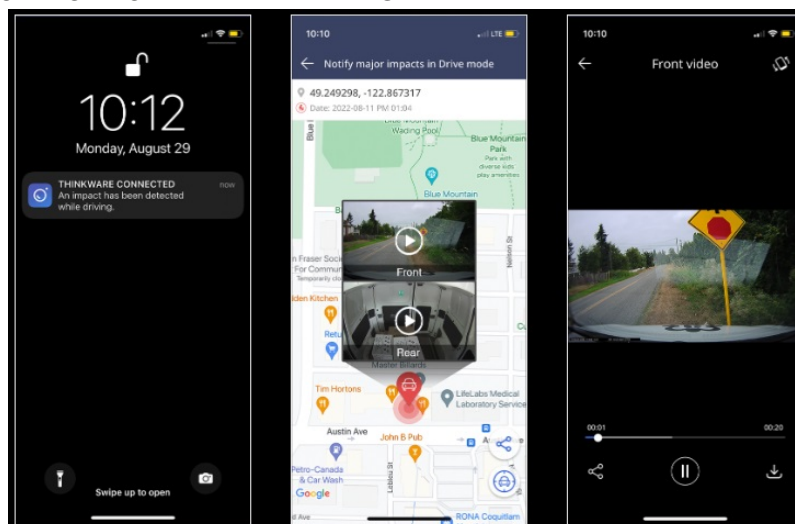
1. THINKWARE CLOUD uses your smartphone's or mobile hotspot device's internet connection to send and receive notifications. Carrier charges may apply.

2. For Parking Surveillance mode, Hardwiring Cable or OBD II Power Cable and installation are required (professional installation recommended). During Parking Surveillance mode, THINKWARE CLOUD uses your portable hotspot device's or vehicle Wi-Fi's internet connection to send and receive notifications. Carrier charges may apply. Energy Saving Mode 2.0 is not available when Thinkware Cloud 2.0: Remote Live View during Parking Mode is enabled.

3: Q800 PRO on Continuous Driving Mode Only

4: Live View: Up to 300 minutes per month. (Reset on every 1st day of the month)

STRONG IMPACT NOTIFICATION - WHILE DRIVING

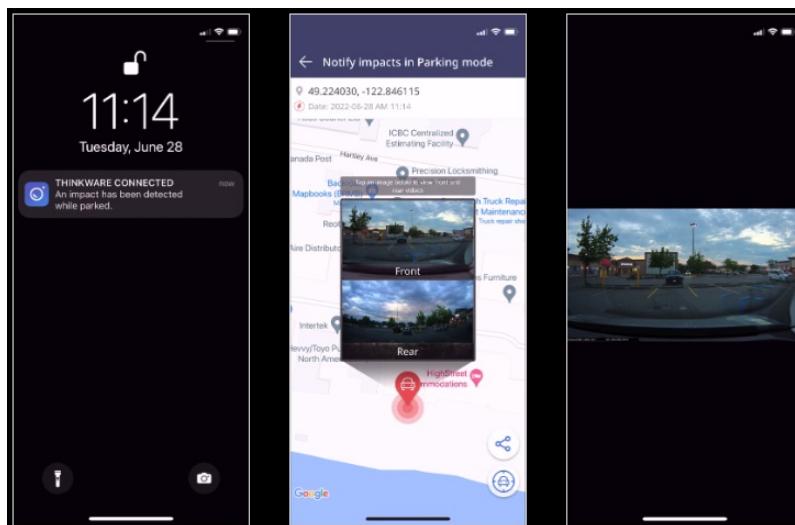


A serious impact stronger than 3g will trigger the Thinkware CONNECTED to

show a notification on the app and send an emergency message to your registered contacts. The notification and message will contain crucial information like where the accident took place and a link to a 20-second video clip of the accident (10 seconds before and after the impact). This clip is saved on the server automatically and you can access it later as well. This feature is helpful in case of a potential major incident so your loved ones or fleet manager can take swift action.

*No new videos can be recorded while saving the 20 seconds of the first impact file.

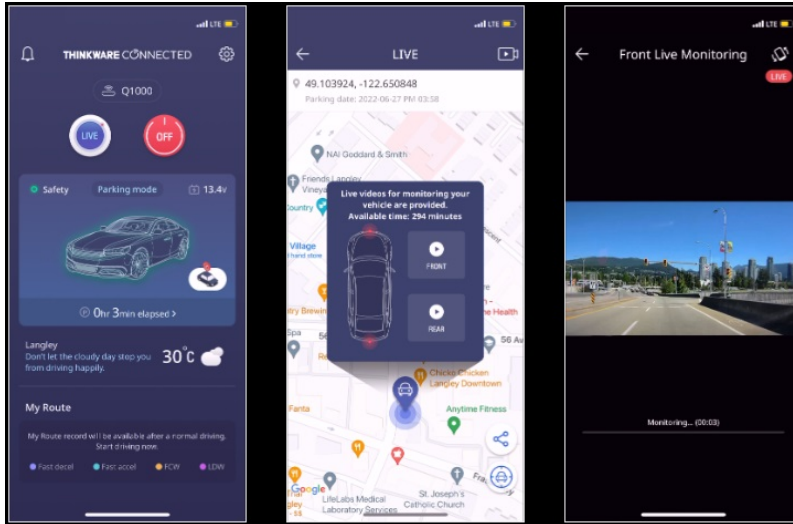
STRONG IMPACT NOTIFICATION - WHILE PARKED



If an impact is detected while the car is parked, the app will receive a notification automatically. A 20-second video of the incident (10 seconds before and after the incident) is also saved on the Thinkware CONNECTED server if the user gives consent, and can be checked later from the app.

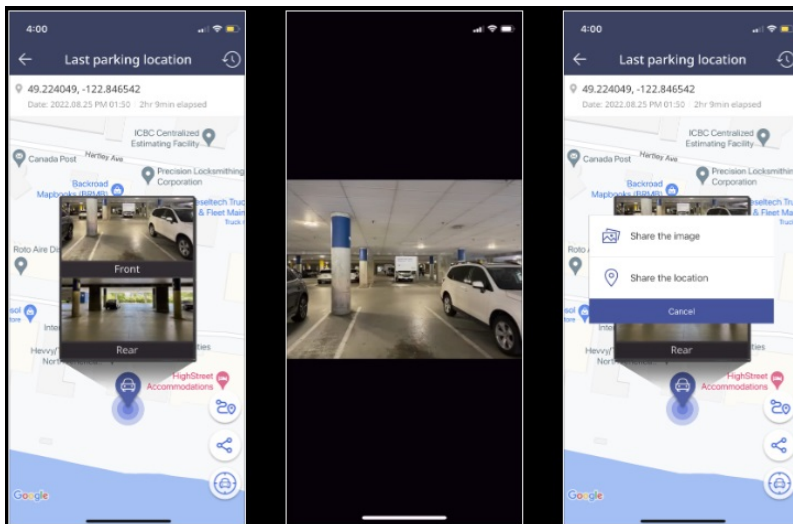
*The dash cam must have Parking Surveillance mode enabled.

REMOTE LIVE VIEW



Thinkware CONNECTED allows you to see what the camera is viewing in real-time as well as your vehicle's location. This will help parents, fleet managers, and vehicle owners to monitor the vehicle's activity, no matter where they are. Remote Live View: **Up to 300 minutes per month for FREE** (Reset on the 1st day of each month)

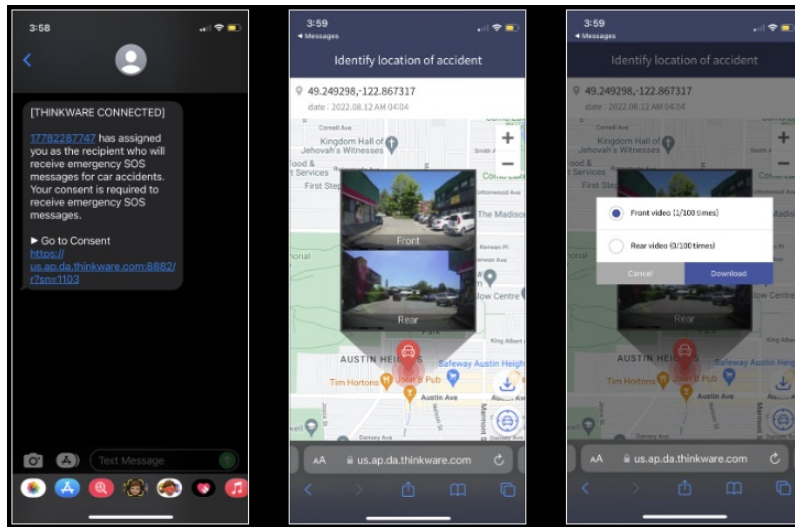
CAPTURED IMAGE OF MOST RECENT PARKING



With Thinkware CONNECTED, you won't have to remember where you parked your vehicle. This feature allows you to view an image of your front and rear views of where you last parked, along with the location of the vehicle. You can also go to 'Parking History' to find a record of your previous Parking Captured images.

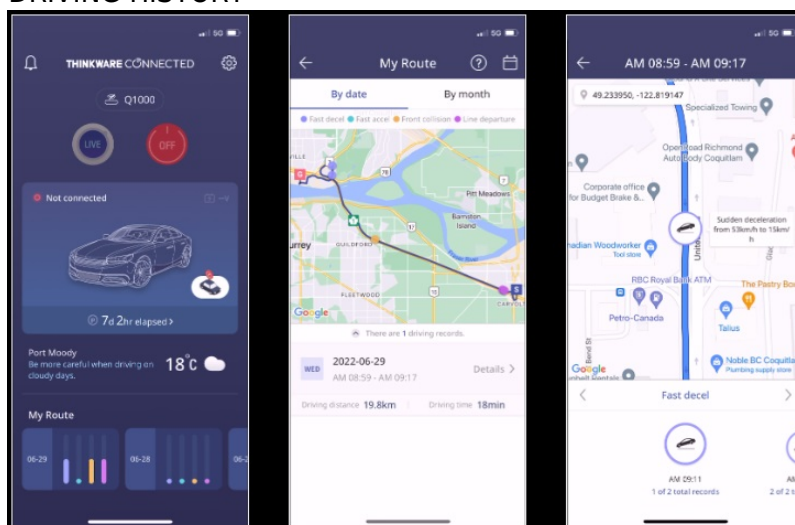
*Only available on the mobile app.

SEND EMERGENCY MESSAGE



An emergency message can be sent to all registered contacts when the driver presses the REC button located on the dash cam for more than 3 seconds to request for help. In this situation, a 10-second video (5 seconds before and after the incident) will be uploaded to the server automatically. You can register the contact details of your friends, family, or associates and ensure that help will be on the way in case something happens.

VEHICLE STATUS & DRIVING HISTORY



You can find important information like whether the vehicle is parked or driving, check the battery voltage, and even turn off the dash cam remotely if the battery voltage is low, all from the Thinkware CONNECTED App. The app

also allows you to view driving history with information like date, time, distance, route, and driving behavior.

GEO-FENCING

Geo-Fencing allows parents or fleet managers to be updated on vehicles' comings and goings. The dash cam will send a push notification through the THINKWARE CONNECTED mobile app if a vehicle enters or exits a pre-selected geographic zone. The radius of the zone can be set easily by simply tapping on the Google Maps display and selecting the desired radius, from 100m all the way up to 600km.

*Geo-fencing is only available with Home and Enterprise plans.

NOTES

- PARKING MODE: Requires Hardwiring Cable or OBD II Power Cable and installation for Parking Surveillance mode (professional installation recommended)
- Check the other tabs for "Compatibility" - "Package contents" - "Product specifications"

THINKWARE BENELUX

NOTES

- PARKING MODE: Requires Hardwiring Cable or OBD II Power Cable and installation for Parking Surveillance mode (professional installation recommended)
- It is possible to upgrade the SD card up to 256GB
- Q1000 support CONNECTED service

DOWNLOAD

APP

Use the below link to download the THINKWARE APP for your device:

SETTING APP



CONNECTED APP



OTHER DOWNLOADS

Press below button for





--> Q1000 PC viewer

--> Q1000 Firmware update

--> Q1000 Speed camera data

--> Q1000 User manual

DOWNLOAD

Q1000 PC VIEWER	Q1000 FIRMWARE	Q1000 SPEED CAM DATA	Q1000 USER MANUAL
			
<small>Select OS</small> <input type="button" value="DOWNLOAD"/>	<small>Select Country</small> <input type="button" value="DOWNLOAD"/>	<small>Select Country</small> <input type="button" value="DOWNLOAD"/>	<small>Select Language</small> <input type="button" value="DOWNLOAD"/>
What's New?	How to Upgrade? What's New?	How to Upgrade?	

HOW TO VIDEOS

[1: Android: How to Connect to Thinware Dascam Link via Bluetooth and Thinkware connected App](#)

[2: iPhone: How to Connect to Thinkware Dashcam Link via Bluetooth and Thinkware connected App](#)

[3: What is Thinkware CONNECTED](#)

[4: Thinkware CONNECTED - Fleet management](#)

[5: Thinkware CONNECTED Remote Live View](#)

[6: Thinkware CONNECTED Vehicle Status & Driving History](#)

[7: Thinkware CONNECTED Captured Image of Most Recent Parking](#)

[8: Thinkware CONNECTED Send Emergency Message SOS](#)

[9: Thinkware CONNECTED Send Emergency Message Impact](#)

[10: Thinkware CONNECTED Impact Notification When Parked](#)

[11: Thinkware CONNECTED Impact Notification While Driving](#)

RECORDING TABLE

Q1000	Front	Front + Rear
Video Quality	2K QHD @30fps	2K QHD + 2K QHD @30fps
Capacity	32GB 240 min 64GB 483 min 128GB 971 min 256GB 1947 min	120 min 241 min 485 min 973 min
U1000	Front	Front + Rear
Video Quality	4K UHD @30fps or 2K QHD @60fps	4K UHD @30fps + 2K QHD @30fps or 2K QHD @60fps + 2K QHD @30fps
Capacity	32GB 99min 64GB 200min 128GB 402min	65min 132min 265min
X1000	Front	Front + Rear
Video Quality	2K QHD @30fps	2K QHD @30fps + 2K QHD @30fps
Capacity	32GB 228min 64GB 458min 128GB 918min	114min 229min 459min
X800	Front	Front + Rear
Video Quality	2K QHD @30fps	2K QHD @30fps + Full HD @30fps
Capacity	32GB 105min 64GB 208min 128GB 400min	105min 208min 400min
Q800PRO / QA100	Front	Front + Rear
Video Quality	2K QHD @30fps	2K QHD @30fps + Full HD @30fps
Capacity	32GB 140min 64GB 283min 128GB 569min	70min 141min 284min
1080p Full HD	Front	Front + Rear
Video Quality	Full HD @30fps	Full HD @30fps + Full HD @30fps
Capacity	16GB 121min 32GB 246min 64GB 496min 128GB 996min	60min 123min 248min 498min
F790	Front	Front + Rear

Video Quality	Full HD @30fps	Full HD @30fps + Full HD @30fps
Capacity	16GB 180min 32GB 377min 64GB 752min 128GB 1506min	90min 188min 376min 753min
M1	Front	Front + Rear

Video Quality	Full HD @30fps	Full HD @30fps + Full HD @30fps
Capacity	32GB 354min 64GB 714min	177min 357min

Note: Each Continuous Driving Video clip is 1 minute long.