

1. The LOKITHOR J401 heavy duty jump starter for semi truck is an excellent best car battery jump starter that is compatible with a wide range of vehicles, including cars, motorcycles, boats, RVs, ATVs, SUVs, vans, tractors, and mowers.

2. Fast charging with 1.25 hours for full recharge and 3 minutes for car start. 100W two-way fast charging of J401 12v battery booster pack that can start your car in just 3 minutes or fully recharge devices like phones, tablets, and laptops in just 1.25 hours.

3. J401 hand held car battery jumper is a rugged build enclosure that is rated IP65 water-resistant and 94V0 flame retardant, making it rain-resistant and dust-tight, as well as drop-resistant. The quick charge jump starter can withstand extreme environments from -4°F to 140°F, ensuring that you can jump-start your vehicle under different conditions.

4. The J401 fast charge jump starter can detect the voltage of the car battery booster in real time and sound an alarm for abnormal conditions. The automatic jump starter is built with the latest battery management system, including short-circuit protection, over-current protection, reverse connection protection, over-heat protection, over-time protection, spark-proof technology, and clip falling-off protection.



## START ALL TYPES OF 12V VEHICLE





**LOKITHOR**

THE FORCE OF THUNDER IN HAND!




J401

## 9 TYPES of SAFE PROTECTION



## ADAPT TO EXTREMELY ENVIRONMENT

Mistake-free design featuring reverse polarity and spark-proof technology.



## 24 MONTHS Stand-by

The standby power Self discharge is only 0.2mAh, once fully charged, available in 720 days.

## 3-Mode LED Flashlight

- White Strobe Light
- Red SOS Light
- Red Strobe Light



## IP65 Rating

Waterproof (for use in rainy days)  
Dust-proof (adapt to harsh environment)  
Drop-resistant

## Force Start Function

Press "Power" and "Light Button" simultaneously to enter Force Start.



## 3 STEPS TO USE

### Normal Start (>8V)



### Force Start (<8V)



NO.	Error code	Code Explanation	Cause/Solution	NO.	Error code	Code Explanation	Cause/Solution
1	100	Voltage error	Return to factory for repair	11	400	Start over temperature protection	Wait for the device to cool down.
2	110	Over voltage protection	Disconnect the battery	12	401	The external battery voltage is greater than the device voltage	1. If the displayed voltage is lower than 12V, the device will charge a low voltage external battery until it reaches 12V. 2. If the external battery voltage is greater than 12V, the device will not charge the external battery. 3. If the external battery voltage is lower than 12V, the device will not charge the external battery. 4. If the external battery voltage is higher than 12V, the device will not charge the external battery.
3	120	Over temperature protection	Wait for the device to cool down	13	402	Charge reversed connected	Connect the car battery correctly.
4	130	Low temperature protection	Low temperature environment switch need to remove the temperature protection	14	403	Short circuit when started	Repeat the device
5	140	Undercharge protection	Recharge the battery	15	404	Voltage overcurrent protection failure warning	Return to factory for repair
6	150	Overcharge protection	Disconnect the battery	16	405	Continuous start protection	Wait 30 seconds to start again
7	200	Product problem	Needs to be returned to the factory for repair				
8	300	Charge and discharge short circuit	Repeat the device				
9	400	Undercharge protection during charging	Connect the charger				
10	410	Undercharge protection during charging	Connect the charger				
11	420	Undercharge protection during charging	Connect the charger				

